

Advanced Databases

Concurrency Control

Nikolaus Augsten

nikolaus.augsten@sbg.ac.at
Department of Computer Sciences
University of Salzburg



WS 2019/20

Version 18. Dezember 2019

Adapted from slides for textbook "Database System Concepts"
by Silberschatz, Korth, Sudarshan <http://codex.cs.yale.edu/avi/db-book/db6/slide-dir/index.html>

Outline

- 1 Lock-Based Protocols
- 2 Timestamp-Based Protocols
- 3 Validation-Based Protocols
- 4 Multiversion Schemes
- 5 Insert, Delete, and Concurrency in Indexes
- 6 Weak Levels of Consistency

Outline

- 1 Lock-Based Protocols
- 2 Timestamp-Based Protocols
- 3 Validation-Based Protocols
- 4 Multiversion Schemes
- 5 Insert, Delete, and Concurrency in Indexes
- 6 Weak Levels of Consistency

Lock-Based Protocols/1

- A **lock** is a mechanism to **control concurrent access** to a data item.
- Data items can be locked in **two modes**:
 1. **exclusive (X)** mode. Data item can be both **read as well as written**. X-lock is requested using **lock-X** instruction.
 2. **shared (S)** mode. Data item can **only be read**. S-lock is requested using **lock-S** instruction.
- Lock requests are made to the **concurrency-control manager** by the programmer. Transaction can proceed only after request is granted.

Lock-Based Protocols/2

- Lock-compatibility matrix

	<i>S</i>	<i>X</i>
<i>S</i>	<i>true</i>	<i>false</i>
<i>X</i>	<i>false</i>	<i>false</i>

- A transaction may be granted a lock on an item if the requested lock is **compatible with locks already held** on the item by other transactions.
- **Any number** of transactions **can hold shared locks** on an item,
- If any transaction holds an **exclusive** on the item **no other transaction may hold** any lock on the item.
- If a **lock cannot be granted**, the requesting transaction is made to **wait** till all incompatible locks held by other transactions have been released. The lock is then granted.

Lock-Based Protocols/3

- Example of a transaction performing locking:

T_2 : **lock-S**(A)
read(A)
unlock(A)
lock-S(B)
read(B)
unlock(B)
display($A + B$)

- Locking as above is **not sufficient to guarantee serializability** — if A and B get updated in-between the read of A and B , the displayed sum would be wrong.
- A **locking protocol** is a set of rules followed by all transactions while requesting and releasing locks. Locking protocols restrict the set of possible schedules.

The Two-Phase Locking Protocol/1

- This protocol ensures **conflict-serializable** schedules.
- Phase 1: **Growing Phase**
 - Transaction may obtain locks
 - Transaction may not release locks
- Phase 2: **Shrinking Phase**
 - Transaction may release locks
 - Transaction may not obtain locks
- The protocol **assures serializability**. It can be shown that the transactions can be serialized in the **order of their lock points** (i.e., the point where a transaction acquired its final lock).

The Two-Phase Locking Protocol/2

- There can be **conflict serializable schedules** that cannot be obtained if two-phase locking is used.
- However, in the absence of extra information (e.g., ordering of access to data), two-phase locking is **needed for conflict serializability**.

Lock Conversions

- Two-phase locking with **lock conversions**:
 - First Phase:
 - can acquire a **lock-S** on item
 - can acquire a **lock-X** on item
 - can acquire a **lock-S** to a **lock-X** (upgrade)
 - Second Phase:
 - can release a **lock-S** on item
 - can release a **lock-X** on item
 - can acquire a **lock-X** to a **lock-S** (downgrade)
- This protocol **assures serializability**. But still relies on the programmer to insert the various locking instructions.

Automatic Acquisition of Locks/1

- A transaction T_i issues the standard read/write instruction, **without explicit locking calls**.
- The operation $read(D)$ is processed as:
 - if** T_i has a lock on D **then**
 - $read(D)$
 - else begin**
 - if necessary wait until no other transaction has a **lock-X** on D
 - grant T_i a **lock-S** on D
 - $read(D)$
 - end**
- end if**

Automatic Acquisition of Locks/2

- $write(D)$ is processed as:
 - if** T_i has a **lock-X** on D **then**
 - $write(D)$
 - else begin**
 - if necessary wait until no other transaction has any lock on D
 - if** T_i has a **lock-S** on D **then**
 - upgrade** lock on D to **lock-X**
 - else**
 - grant T_i a **lock-X** on D
 - end if**
 - $write(D)$
 - end**
 - end if**
- All locks are released after commit or abort

Deadlocks/1

- Consider the partial schedule

T_3	T_4
$lock-x(B)$	
$read(B)$	
$B := B - 50$	
$write(B)$	
	$lock-s(A)$
	$read(A)$
	$lock-s(B)$
$lock-x(A)$	

- Neither T_3 nor T_4 can make progress — executing **lock-S**(B) causes T_4 to wait for T_3 to release its lock on B , while executing **lock-X**(A) causes T_3 to wait for T_4 to release its lock on A .
- Such a situation is called a **deadlock**.
 - To handle a deadlock one of T_3 or T_4 must be **rolled back** and its **locks released**.

Deadlocks/2

- Two-phase locking **does not ensure freedom from deadlocks.**
- In addition to deadlocks, there is a possibility of starvation.
- **Starvation** occurs if the concurrency control manager is badly designed. For example:
 - A transaction may be **waiting for an X-lock** on an item, while a sequence of other transactions request and are **granted an S-lock** on the same item.
 - The same transaction is **repeatedly rolled back** due to deadlocks.
- Concurrency control manager **can be designed to prevent** starvation.

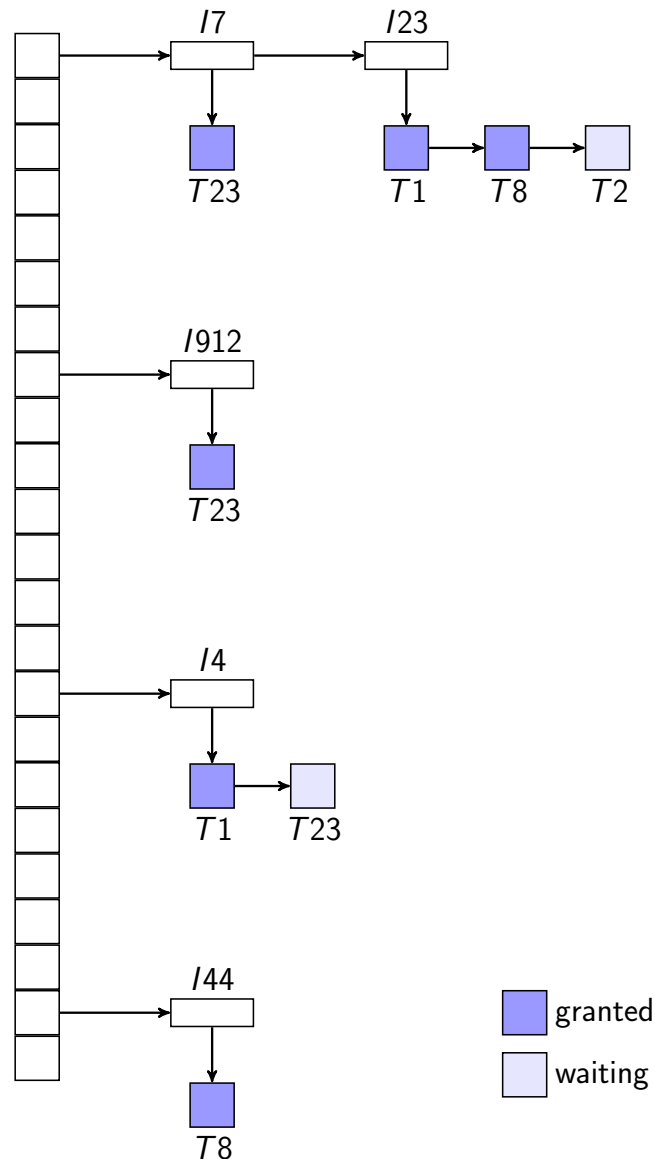
Deadlocks/3

- The **potential for deadlock exists in most** locking protocols. Deadlocks are a necessary evil.
- When a deadlock occurs there is a possibility of **cascading rollbacks**.
- Cascading roll-back is possible under two-phase locking. To avoid this, follow a modified protocol called **strict two-phase locking** — a transaction must hold all its exclusive locks till it commits/aborts.
- **Rigorous two-phase locking** is even stricter. Here, all locks are held till commit/abort. In this protocol transactions can be serialized in the order in which they commit.

Implementation of Locking

- A **lock manager** can be implemented as a separate process to which transactions send lock and unlock requests
- The lock manager replies to a lock request by sending a **lock grant messages** (or a message asking the transaction to roll back, in case of a deadlock)
- The **requesting transaction waits** until its request is answered
- The lock manager maintains a data-structure called a **lock table** to record granted locks and pending requests
- The lock table is usually implemented as an **in-memory hash table** indexed on the name of the data item being locked

Lock Table



- Dark blue rectangles indicate **granted locks**; light blue indicate **waiting requests**
- Lock table also records the **type of lock** granted or requested
- **New request** is added to the end of the queue of requests for the data item, and granted if it is compatible with all earlier locks
- **Unlock requests** result in the **request being deleted**, and later requests are checked to see if they can now be granted
- If **transaction aborts**, **all waiting or granted requests** of the transaction are **deleted**
 - lock manager may **keep a list of locks** held by each transaction, to implement this efficiently

Tree Protocol

- impose **partial order** on data items (tree)
- tree protocol is **free of deadlocks**
- allows **non-recoverable** schedules and **cascading rollbacks**
 - cascadeless (and recoverable) schedules: hold X-locks until end of transaction
 - recoverable schedules achievable by registering **commit dependencies**

Deadlock Handling

- System is deadlocked if there is a set of transactions such that every transaction in the set is **waiting for another** transaction in the set.
- **Deadlock prevention** protocols ensure that the system will never enter into a deadlock state. Some prevention strategies:
 - Require that each transaction **locks all its data items** before it begins execution (predeclaration).
 - Impose **partial ordering** of all data items and require that a transaction can **lock** data items only **in the order** specified by the partial order.

More Deadlock Prevention Strategies/1

- Following schemes use **transaction timestamps** for the sake of deadlock prevention alone.
- **wait-die** scheme — non-preemptive
 - **older transaction may wait for younger** one to release data item (older means smaller timestamp). **Younger transactions never wait** for older ones; they are rolled back instead.
 - a transaction **may die several times** before acquiring needed data item
- **wound-wait** scheme — preemptive
 - **older transaction wounds** (forces rollback) younger transaction instead of waiting for it. **Younger transactions may wait** for older ones.
 - may be **fewer rollbacks** than wait-die scheme.

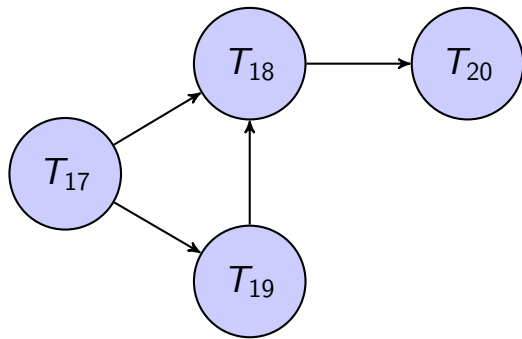
Deadlock prevention/2

- Both in wait-die and in wound-wait schemes, a rolled back transactions is restarted with its original timestamp. Older transactions thus have precedence over newer ones, and starvation is hence avoided.
- Timeout-Based Schemes:
 - a transaction waits for a lock only for a specified amount of time. If the lock has not been granted within that time, the transaction is rolled back and restarted,
 - Thus, deadlocks are not possible
 - simple to implement; but starvation is possible. Also difficult to determine good value of the timeout interval.

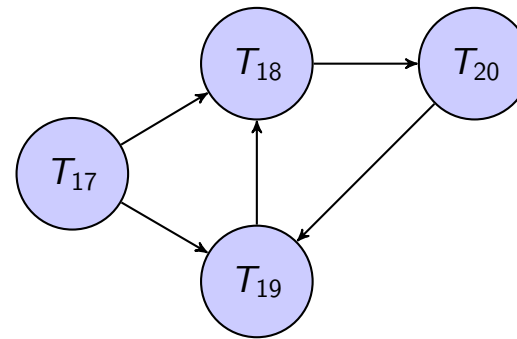
Deadlock Detection/1

- Deadlocks can be described as a **wait-for graph**, which consists of a pair $G = (V, E)$,
 - V is a set of **vertices** (all the **transactions** in the system)
 - E is a set of **edges**; each element is an **ordered pair** $T_i \rightarrow T_j$.
- If $T_i \rightarrow T_j$ is in E , then there is a **directed edge** from T_i to T_j , implying that T_i is **waiting for** T_j to release a data item.
- When T_i **requests** a data item currently being held by T_j , then the edge $T_i \rightarrow T_j$ is **inserted** in the wait-for graph. This edge is **removed** only when T_j is **no longer holding** a data item needed by T_i .
- The system is in a **deadlock state** if and only if the **wait-for graph has a cycle**. Must invoke a deadlock-detection algorithm periodically to look for cycles.

Deadlock Detection/2



Wait-for graph without a cycle



Wait-for graph with a cycle

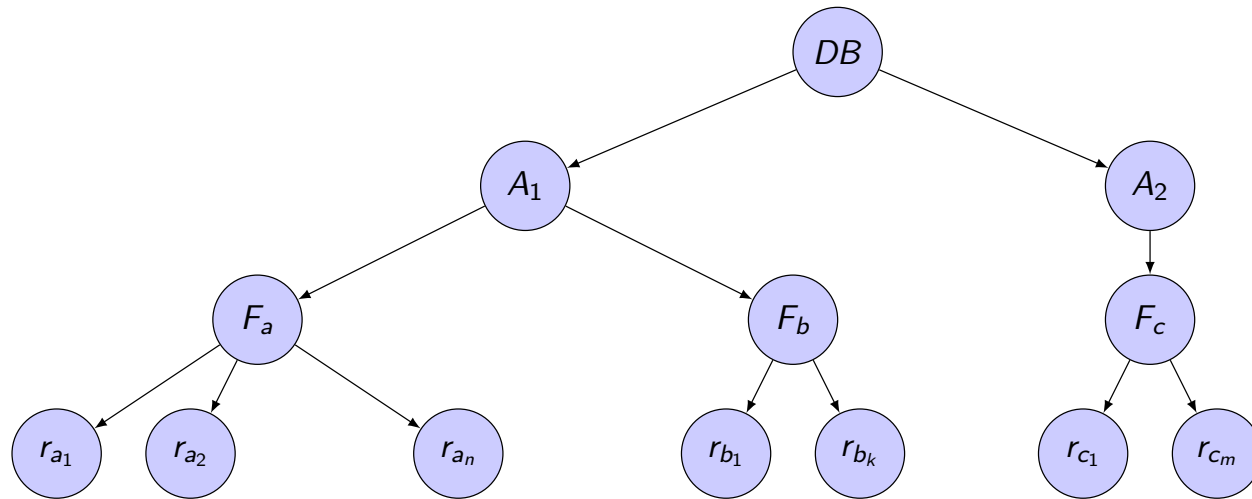
Deadlock Recovery

- When deadlock is detected:
 - Some transaction will have to be rolled back (made a victim) to break deadlock. Select that transaction as victim that will **incur minimum cost**.
 - Rollback — determine **how far to roll back** transaction
 - **Total rollback**: Abort the transaction and then restart it.
 - More effective to roll back transaction only **as far as necessary** to break deadlock.
 - Starvation happens if same transaction is **always chosen as victim**. Include the **number of rollbacks** in the cost factor to avoid starvation.

Multiple Granularity

- Allow data items to be of **various sizes** and define a **hierarchy of data granularities**, where the small granularities are nested within larger ones.
- Can be represented graphically as a **tree**.
- When a transaction locks a node in the tree explicitly, it **implicitly locks all** the node's **descendents** in the same mode.
- Granularity of locking (level in tree where locking is done):
 - **fine granularity** (lower in tree): high concurrency, high locking overhead
 - **coarse granularity** (higher in tree): low locking overhead, low concurrency

Example of Granularity Hierarchy



The levels, starting from the coarsest (top) level are

- database
- area
- file
- record

Intention Lock Modes

- In addition to S and X lock modes, there are **three additional lock modes** with multiple granularity:
 - **intention-shared (IS)**: indicates explicit locking at a lower level of the tree but only with shared locks.
 - **intention-exclusive (IX)**: indicates explicit locking at a lower level with exclusive or shared locks
 - **shared and intention-exclusive (SIX)**: the subtree rooted by that node is locked explicitly in shared mode and explicit locking is being done at a lower level with exclusive-mode locks.
- intention locks allow a higher level node to be locked in S or X mode **without** having to **check all descendent nodes**.

Compatibility Matrix with Intention Lock Modes

- The **compatibility matrix** for all lock modes is:

	<i>IS</i>	<i>IX</i>	<i>S</i>	<i>SIX</i>	<i>X</i>
<i>IS</i>	<i>true</i>	<i>true</i>	<i>true</i>	<i>true</i>	<i>false</i>
<i>IX</i>	<i>true</i>	<i>true</i>	<i>false</i>	<i>false</i>	<i>false</i>
<i>S</i>	<i>true</i>	<i>false</i>	<i>true</i>	<i>false</i>	<i>false</i>
<i>SIX</i>	<i>true</i>	<i>false</i>	<i>false</i>	<i>false</i>	<i>false</i>
<i>X</i>	<i>false</i>	<i>false</i>	<i>false</i>	<i>false</i>	<i>false</i>

Multiple Granularity Locking Scheme

- Transaction T_i can lock a node Q , using the following rules:
 1. The **lock compatibility matrix** must be observed.
 2. The **root** of the tree must be **locked first**, and may be locked in any mode.
 3. A node Q can be locked by T_i in S or IS mode only if the **parent** of Q is currently **locked by T_i** in either IX or IS mode.
 4. A node Q can be locked by T_i in X , SIX , or IX mode only if the **parent** of Q is currently **locked by T_i** in either IX or SIX mode.
 5. T_i can lock a node only if it has not **previously unlocked any node** (that is, T_i is two-phase).
 6. T_i can unlock a node Q only if **none of the children** of Q are currently locked by T_i .
- Observe that locks are **acquired** in **root-to-leaf order**, whereas they are **released** in **leaf-to-root order**.
- **Lock granularity escalation**: in case there are too many locks at a particular level, switch to higher granularity S or X lock

Outline

- 1 Lock-Based Protocols
- 2 Timestamp-Based Protocols**
- 3 Validation-Based Protocols
- 4 Multiversion Schemes
- 5 Insert, Delete, and Concurrency in Indexes
- 6 Weak Levels of Consistency

Timestamp-Based Protocols/1

- Each transaction is issued a **timestamp** when it enters the system. If an old transaction T_i has time-stamp $TS(T_i)$, a new transaction T_j is assigned time-stamp $TS(T_j)$ such that $TS(T_i) < TS(T_j)$.
- The protocol manages concurrent execution such that the **time-stamps determine the serializability order**.
- In order to assure such behavior, the protocol maintains for **each data Q** two timestamp values:
 - **W -timestamp(Q)** is the largest time-stamp of any transaction that executed **write(Q)** successfully.
 - **R -timestamp(Q)** is the largest time-stamp of any transaction that executed **read(Q)** successfully.

Timestamp-Based Protocols/2

- The timestamp ordering protocol ensures that any conflicting **read** and **write** operations are **executed in timestamp order**.
- Suppose a transaction T_i issues a **read(Q)**
 1. If $TS(T_i) < W\text{-timestamp}(Q)$, then T_i needs to read a value of Q that was **already overwritten**.
 - Hence, the **read** operation is rejected, and T_i is **rolled back**.
 2. If $TS(T_i) \geq W\text{-timestamp}(Q)$, then the **read operation is executed**, and $R\text{-timestamp}(Q)$ is set to $\max(R\text{-timestamp}(Q), TS(T_i))$.

Timestamp-Based Protocols/3

- Suppose that transaction T_i issues **write(Q)**.
 1. If $TS(T_i) < R\text{-timestamp}(Q)$, then the **value of Q** that T_i is producing **was needed previously**, and the system assumed that that value would never be produced.
 - Hence, the **write(Q)** operation is **rejected**, and T_i is rolled back.
 2. If $TS(T_i) < W\text{-timestamp}(Q)$, then T_i is attempting to **write an obsolete value of Q**.
 - Hence, this **write(Q)** operation is **rejected**, and T_i is rolled back.
 3. Otherwise, the **write(Q)** operation is **executed**, and $W\text{-timestamp}(Q)$ is set to $TS(T_i)$.

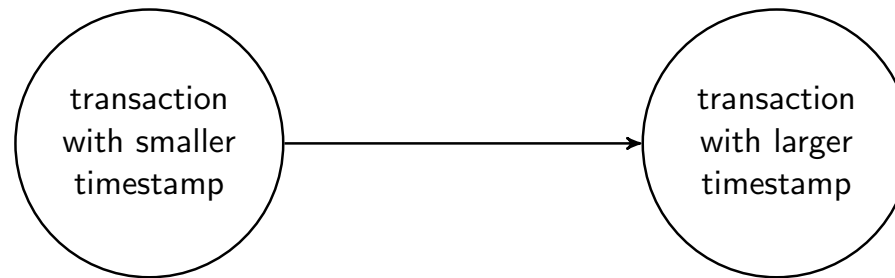
Example Use of the Protocol

A partial schedule for several data items for transactions with timestamps 1, 2, 3, 4, 5

T_1	T_2	T_3	T_4	T_5
				<i>read(X)</i>
<i>read(Y)</i>	<i>read(Y)</i>	<i>write(Y)</i> <i>write(Z)</i>		
	<i>read(Z)</i> <i>abort</i>			<i>read(Z)</i>
<i>read(X)</i>		<i>write(W)</i> <i>abort</i>	<i>read(W)</i>	
				<i>write(Y)</i> <i>write(Z)</i>

Correctness of Timestamp-Ordering Protocol

- The timestamp-ordering protocol **guarantees serializability** since all the arcs in the precedence graph are of the form:



- Timestamp protocol ensures **freedom from deadlock** as no transaction ever waits.
- But the schedule may **not be cascade-free**, and may **not even be recoverable**.

Timestamp-Ordering: Recoverability and Cascadeless

- **Read rule:** If $j > i$, then T_j is allowed to read a value written by T_i .
- Therefore, timestamp-ordering protocol allows:
 - **non-recoverable** schedules: T_j reads value of uncommitted T_i ; T_j commits before T_i
 - **cascading rollbacks:** T_j reads value of uncommitted T_i ; when T_i aborts then also T_j must abort
- **Solution 1:**
 - **writes are all performed at the end** of the transaction
 - the writes form an **atomic action**: no transaction can read any of the written values during write
 - a transaction that aborts is **restarted with a new timestamp**
- **Solution 2:** Limited form of locking: **wait for data** to be committed before reading it
- **Solution 3:** Use **commit dependencies** to ensure recoverability

Thomas' Write Rule

- Modified version of the timestamp-ordering protocol in which **obsolete write** operations **may be ignored** under certain circumstances.
- T_i attempts to write data item Q :
 - if $TS(T_i) < W\text{-timestamp}(Q)$, then T_i is attempting to write an obsolete value of Q
 - rather than rolling back T_i (as the timestamp ordering protocol would do), this **write** operation can be **ignored**
- Otherwise this protocol is the **same as the timestamp ordering protocol**.
- **Thomas' Write Rule** allows greater potential concurrency.
 - Allows **view-serializable schedules** that are not conflict serializable.
 - Any view-serializable schedule that is not conflict serializable has so-called **blind writes** (**write**(Q) without preceding **read**(Q))

Outline

- 1 Lock-Based Protocols
- 2 Timestamp-Based Protocols
- 3 Validation-Based Protocols**
- 4 Multiversion Schemes
- 5 Insert, Delete, and Concurrency in Indexes
- 6 Weak Levels of Consistency

Validation-Based Protocol/1

- Execution of transaction T_i is done in **three phases**.
 1. **Read and execution phase**: Transaction T_i writes only to temporary local variables
 2. **Validation phase**: Transaction T_i performs a "validation test" to determine if local variables can be written without violating serializability.
 3. **Write phase**: If T_i is validated, the updates are applied to the database; otherwise, T_i is rolled back.
- The three phases of concurrently executing transactions can be **interleaved**, but each transaction must go through the three phases in that order.
 - Assume for simplicity that the validation and write phase occur together, atomically and serially, i.e., **only one transaction** executes validation/write at a time.
- Also called **optimistic concurrency control** since transaction executes fully in the hope that all will go well during validation

Validation Test for Transaction T_j

- Timestamp $TS(T_i)$ is the time where validation of T_i starts, i.e., $TS(T_i) = validation(T_i)$.
- If for all T_i with $TS(T_i) < TS(T_j)$ either **one of the following condition holds**:
 - $finish(T_i) < start(T_j)$
 - $start(T_j) < finish(T_i) < validation(T_j)$ and the set of data items written by T_i **does not intersect** with the set of data items read by T_jthen validation succeeds and T_j can be committed.
- Otherwise, validation fails, and T_j is aborted.
- **Justification**: Either the first condition is satisfied, and there is no overlapping execution, or the second condition is satisfied and
 - the writes of T_j do not affect reads of T_i since they occur after T_i has finished its reads
 - the writes of T_i do not affect reads of T_j since T_j does not read any item written by T_i

Schedule Produced by Validation

- Example of schedule produced using validation

T_{25}	T_{26}
$read(B)$	$read(B)$
	$B := B - 50$
	$read(A)$
	$A := A + 50$
$read(A)$	
$\langle validate \rangle$	
$display(A + B)$	$\langle validate \rangle$
	$write(B)$
	$write(A)$

Outline

- 1 Lock-Based Protocols
- 2 Timestamp-Based Protocols
- 3 Validation-Based Protocols
- 4 Multiversion Schemes**
- 5 Insert, Delete, and Concurrency in Indexes
- 6 Weak Levels of Consistency

Multiversion Schemes

- Multiversion schemes **keep old versions of data** item to increase concurrency.
 - Multiversion Timestamp Ordering
 - Multiversion Two-Phase Locking
- Each **successful write** results in the creation of a **new version** of the data item written.
- Use **timestamps to label** versions.
- When a **read(Q)** operation is issued, **select an appropriate version** of Q based on the timestamp of the transaction, and return the value of the selected version.
- **reads never have to wait** as an appropriate version is returned immediately.

Multiversion Timestamp Ordering/1

- Each data item Q has a **sequence of versions** $\langle Q_1, Q_2, \dots, Q_m \rangle$. Each version Q_k contains **three data fields**:
 - **Content** — the value of version Q_k .
 - **W -timestamp(Q_k)** — timestamp of the transaction that created (wrote) version Q_k
 - **R -timestamp(Q_k)** — largest timestamp of a transaction that successfully read version Q_k
- When a transaction T_i creates a new version Q_k of Q , Q_k 's **W -timestamp** and **R -timestamp** are **initialized** to $TS(T_i)$.
- **R -timestamp** of Q_k is **updated** whenever a transaction T_j reads Q_k , and $TS(T_j) > R$ -timestamp(Q_k).

Multiversion Timestamp Ordering/2

- Suppose that transaction T_i issues a **read(Q)** or **write(Q)** operation. Let Q_k denote the version of Q whose write timestamp is the largest write timestamp less than or equal to $TS(T_i)$.
 1. If transaction T_i issues a **read(Q)**, then the value returned is the content of version Q_k .
 2. If transaction T_i issues a **write(Q)**
 1. if $TS(T_i) < R\text{-timestamp}(Q_k)$, then transaction T_i is rolled back.
 2. if $TS(T_i) = W\text{-timestamp}(Q_k)$, the contents of Q_k are overwritten
 3. else a new version of Q is created.
- Observe that
 - Reads always succeed
 - A write by T_i is rejected if some other transaction T_j that (in the serialization order defined by the timestamp values) should read T_i 's write, has already read a version created by a transaction older than T_i .
- Protocol guarantees serializability

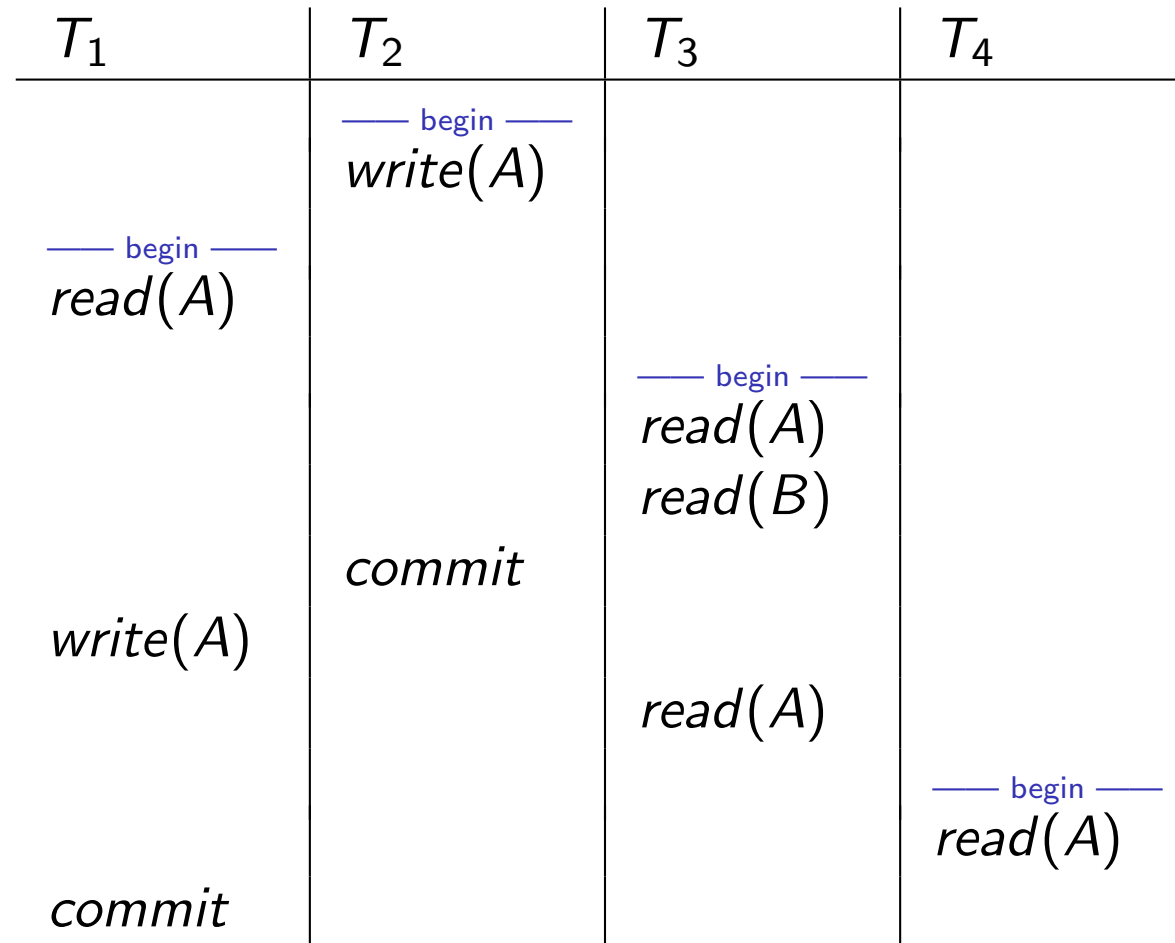
Multiversion Two-Phase Locking/1

- Differentiates between **read-only** transactions and **update** transactions
- **Update transactions** acquire read and write locks, and hold all locks up to the end of the transaction. That is, update transactions **follow rigorous two-phase locking**.
 - Each successful write results in the creation of a new version of the data item written.
 - Each version of a data item has a single timestamp whose value is obtained from a counter ts-counter that is incremented during commit processing.
- **Read-only transactions** are assigned a timestamp by reading the current value of ts-counter before they start execution; they **follow the multiversion timestamp-ordering protocol** for performing reads.

Multiversion Two-Phase Locking/2

- When an update transaction wants to read a data item:
 - it obtains a shared lock on it, and reads the latest version.
- When it wants to write an item
 - it obtains X lock on; it then creates a new version of the item and sets this version's timestamp to ∞ .
- When update transaction T_i completes, commit processing occurs:
 - T_i sets timestamp on the versions it has created to $ts-counter + 1$
 - T_i increments $ts-counter$ by 1
- Read-only transactions that start after T_i increments $ts-counter$ will see the values updated by T_i .
- Read-only transactions that start before T_i increments the $ts-counter$ will see the value before the updates by T_i .
- Only serializable schedules are produced.

Multiversion Two-Phase Locking Example



MVCC: Implementation Issues

- Creation of multiple versions **increases storage overhead**
 - Extra tuples
 - Extra space in each tuple for storing version information
- Versions can, however, be **garbage collected**
 - E.g. if Q has two versions Q_5 and Q_9 , and the oldest active transaction has *timestamp* > 9 , then Q_5 will never be required again

Snapshot Isolation/1

- Motivation: Decision support queries that read large amounts of data have **concurrency conflicts** with OLTP transactions that update a few rows
 - **poor performance** results
- **Solution 1**: Give logical “snapshot” of database **state to read only transactions**, read-write transactions use normal locking
 - **multiversion 2-phase locking**
 - works well, but how does system know a transaction is read only?
- **Solution 2**: Give **snapshot** of database state **to every transaction**, only updates use 2-phase locking
 - **Problem**: variety of anomalies such as lost update can result
- **Solution 3**: **Snapshot isolation level** (next slide)
 - proposed by Berenson et al, SIGMOD 1995
 - variants implemented in many database systems (e.g. Oracle, PostgreSQL, SQL Server 2005)

Snapshot Isolation/2

- A transaction T_1 executing with Snapshot Isolation
 - takes snapshot of committed data at start
 - always reads/modifies data in its own snapshot
 - updates of concurrent transactions are not visible to T_1
 - writes of T_1 complete when it commits
 - First-committer-wins rule:
 - Commits only if no other concurrent transaction has already written data that T_1 intends to write.

T_1	T_2	T_3
$W(Y := 1)$ <i>Commit</i>		
	Start $R(X) \rightarrow 0$ $R(Y) \rightarrow 1$	
		$W(X := 2)$ $W(Z := 3)$ <i>Commit</i>
	$R(Z) \rightarrow 0$ $R(Y) \rightarrow 1$ $W(X := 3)$ Commit-Req Abort	

Concurrent updates not visible
Own updates are visible
Not first-committer of X

Serialization error, T_2 is rolled back

Snapshot Read

- Concurrent updates invisible to snapshot read
- $X_0 = 100, Y_0 = 0$

T_1 deposits 50 in Y	T_2 withdraws 50 from X
$r_1(X_0, 100)$ $r_1(Y_0, 0)$	$r_2(Y_0, 0)$ $r_2(X_0, 100)$ $w_2(X_2, 50)$
$w_1(Y_1, 50)$ $r_1(X_0, 100)$ (update by T_2 not seen) $r_1(Y_1, 50)$ (can see its own updates)	$r_2(Y_0, 0)$ (update by T_1 not seen)

- $X_2 = 50, Y_1 = 50$

Snapshot Write: First Committer Wins

T_1 deposits 50 in X	T_2 withdraws 50 from X
$r_1(X_0, 100)$	$r_2(X_0, 100)$
$w_1(X_1, 150)$	$w_2(X_2, 50)$
$commit_1$	$commit_2$ (Serialization Error T_2 is rolled back)

- Variant: "First-updater-wins"
 - Check for concurrent updates when write occurs by locking item
 - but lock should be held till all concurrent transactions have finished
 - Differs only in when abort occurs, otherwise equivalent

Benefits of Snapshot Isolation

- Reading is **never blocked**,
 - and also **doesn't block** other transactions' activities
- Performance similar to **Read Committed**
- **Avoids the usual anomalies**
 - No dirty read
 - No lost update
 - No non-repeatable read
 - Predicate based selects are repeatable (no phantoms)
- **Problems with snapshot isolation**
 - Snapshot isolation does not always give serializable executions
 - Serializable: among two concurrent transactions, one sees the effects of the other
 - In snapshot isolation: neither sees the effects of the other
 - Result: **Integrity constraints can be violated**

Snapshot Isolation/3

- E.g. of problem with snapshot isolation
 - $T1 : x := y$
 - $T2 : y := x$
 - Initially $x = 3$ and $y = 17$
 - Serial execution: $x = ??, y = ??$
 - if both transactions start at the same time, with snapshot isolation:
 $x = ??, y = ??$
- Called **skew write**
- Skew also occurs with **inserts**, e.g., a query that creates order numbers as follows:
 - Find max order number among all orders
 - Create a new order with $ordernumber = previousmax + 1$

Snapshot Isolation Anomalies

- Snapshot isolation **breaks serializability** when transactions modify different items, each based on a previous state of the item the other modified
 - not very common in practice
 - E.g., the TPC-C benchmark runs correctly under snapshot isolation
 - when transactions conflict due to modifying different data, there is usually also a shared item they both modify too (like a total quantity) so SI will abort one of them
 - but does occur
 - Application developers should be careful about write skew
- Using **snapshots** to verify primary/foreign key integrity **can lead to inconsistency**
 - integrity constraint checking usually done outside of snapshot

Snapshot Isolation in Oracle and PostgreSQL/1

- **Warning:** Snapshot isolation used when isolation level is set to serializable, by Oracle, and PostgreSQL versions prior to 9.1
 - PostgreSQL's implementation of **snapshot isolation** (versions prior to 9.1) described in Section 26.4.1.3
 - Oracle implements "**first updater wins**" rule (variant of "first committer wins")
 - concurrent writer check is done at time of write, not at commit time
 - Allows transactions to be rolled back earlier
 - Oracle and PostgreSQL < 9.1 do not support true serializable execution
 - PostgreSQL 9.1 introduced new protocol called "**Serializable Snapshot Isolation**" (SSI)
 - Which guarantees true serializability including handling predicate reads (coming up)

Snapshot Isolation in Oracle and PostgreSQL/2

- Can sidestep snapshot isolation for specific queries by using **select .. for update** in Oracle and PostgreSQL
 - E.g.,
 1. **select max (orderno) from orders for update**
 2. read value into local variable *maxorder*
 3. insert into orders (*maxorder* + 1, ...)
 - Select for update (SFU) **treats all data read** by the query **as if** it were also **updated**, preventing concurrent updates
 - Does not always ensure serializability since **phantom phenomena** can occur (coming up)
- In PostgreSQL versions < 9.1, SFU locks the data item, but releases locks when the transaction completes, even if other concurrent transactions are active
 - Not quite same as SFU in Oracle, which keeps locks until all concurrent transactions have completed

Outline

- 1 Lock-Based Protocols
- 2 Timestamp-Based Protocols
- 3 Validation-Based Protocols
- 4 Multiversion Schemes
- 5 Insert, Delete, and Concurrency in Indexes**
- 6 Weak Levels of Consistency

Insert and Delete Operations/1

- If **two-phase locking** is used:
 - A **delete operation** may be performed only if the transaction deleting the tuple has an **exclusive lock on the tuple** to be deleted.
 - A transaction that **inserts a new tuple** into the database is given an **X-mode lock on the tuple**
- Insertions and deletions can lead to the **phantom phenomenon**.
 - A transaction that scans a relation
 - (e.g., find sum of balances of all accounts in Perryridge) and a transaction that inserts a tuple in the relation
 - (e.g., insert a new account at Perryridge) (conceptually) conflict in spite of not accessing any tuple in common.
 - If **only tuple locks** are used, **non-serializable schedules** can result
 - E.g. the scan transaction does not see the new account, but reads some other tuple written by the update transaction

Insert and Delete Operations/2

- The **transaction scanning** the relation is **reading information** that indicates what tuples the relation contains, while a **transaction inserting** a tuple **updates the same information**.
 - The conflict should be detected, e.g. by **locking the information**.
- **One solution:**
 - **Associate a data item** with the relation, to represent the information about what tuples the relation contains.
 - Transactions scanning the relation **acquire a shared lock** in the data item.
 - Transactions inserting or deleting a tuple **acquire an exclusive lock** on the data item. (Note: locks on the data item do not conflict with locks on individual tuples.)
- Above protocol provides **very low concurrency** for insertions/deletions.
- **Index locking protocols** provide higher concurrency while preventing the phantom phenomenon, by requiring locks on certain index buckets.

Index Locking Protocol

- Index locking protocol:
 - Every relation must have at least one index.
 - A transaction can access tuples only after finding them through one or more indices on the relation.
 - A transaction T_i that performs a lookup must lock all the index leaf nodes that it accesses, in S -mode
 - even if the leaf node does not contain any tuple satisfying the index lookup (e.g. for a range query, no tuple in a leaf is in the range)
 - A transaction T_i that inserts, updates, or deletes a tuple t_i in relation r
 - must update all indices of r
 - must obtain exclusive locks on all index leaf nodes affected by the insert/update/delete
 - The rules of the two-phase locking protocol must be observed
- Guarantees that phantom phenomenon won't occur

Next-Key Locking

- Index-locking protocol to **prevent phantoms** required locking entire leaf
 - can result in **poor concurrency** if there are many inserts
- Alternative: for an **index lookup**
 - **Lock all values** that satisfy index lookup (match lookup value, or fall in lookup range).
 - Also **lock next key value** in index.
 - **Lock mode**: S for lookups, X for insert/delete/update.
- Ensures that **range queries will conflict** with inserts/deletes/updates
 - regardless of which happens first, as long as both are concurrent

Concurrency in Index Structures/1

- Indices are unlike other database items in that their only job is to **help in accessing data**.
- Index-structures are typically **accessed very often**, much more than other database items.
 - Treating index-structures like other database items, e.g. by 2-phase locking of index nodes can **lead to low concurrency**.
- There are several index concurrency protocols where **locks** on internal nodes are **released early**, and not in a two-phase fashion.
 - It is acceptable to have **nonserializable concurrent access** to an index as long as the **accuracy** of the index **is maintained**.
 - In particular, the exact values read in an internal node of a B^+ -tree are irrelevant so long as we land up in the **correct leaf node**.

Concurrency in Index Structures/2

- **Crabbing protocol** for $B+$ -trees. During search/insertion/deletion:
 - First **lock the root** node in shared mode.
 - After **locking all required children** of a node in shared mode, **release** the lock on the **node**.
 - During insertion/deletion, **upgrade leaf node locks** to exclusive mode.
 - When splitting or coalescing requires changes to a parent, **lock the parent** in exclusive mode.
- The crabbing protocol can cause **excessive deadlocks**
 - Searches coming down the tree deadlock with updates going up the tree
 - Can abort and restart search, without affecting transaction
- **B -link tree protocol:**
 - Intuition: release lock on parent before acquiring lock on child
 - Deal with changes that may have happened between lock release and acquire.
 - Requires forward links between sibling nodes in $B+$ -tree (in addition to the forward links between leaves that exist anyways).

Outline

- 1 Lock-Based Protocols
- 2 Timestamp-Based Protocols
- 3 Validation-Based Protocols
- 4 Multiversion Schemes
- 5 Insert, Delete, and Concurrency in Indexes
- 6 Weak Levels of Consistency**

Weak Levels of Consistency

- **Degree-two consistency:** differs from two-phase locking in that *S*-locks may be released at any time, and locks may be acquired at any time
 - X-locks must be **held till end** of transaction
 - **Serializability is not guaranteed**, programmer must ensure that no erroneous database state will occur
- **Cursor stability:**
 - For reads, each tuple is locked, read, and **lock is immediately released**
 - X-locks are **held till end** of transaction
 - Special case of **degree-two consistency**

Weak Levels of Consistency in SQL

- SQL allows **non-serializable executions**
 - **Repeatable read**: allows only committed records to be read, and **repeating** a read should return the same value (so read locks should be retained)
 - however, the **phantom phenomenon need not be prevented**
 - T_1 may see some records inserted by T_2 , but may not see others inserted by T_2 .
 - **Read committed**: same as **degree two consistency**, but most systems implement it as cursor-stability.
 - **Read uncommitted**: allows even uncommitted data to be read
- In many database systems, read committed is the default consistency level
 - has to be explicitly changed to serializable when required
 - **set isolation level serializable**

Transactions across User Interaction/1

- Many applications need transaction support across user interactions
 - Can't use locking
 - Don't want to reserve database connection per user
- Application level concurrency control
 - Each tuple has a **version number**
 - Transaction notes version number when reading tuple
 - **select** *r.balance, r.version* **into** *:A, :version*
from *r* **where** *acctId = 23*
 - When writing tuple, **check that current version number** is same as the version when tuple was read
 - **update** *r* **set** *r.balance = r.balance + :deposit*
where *acctId = 23 and r.version = :version*

Transactions across User Interaction/2

- Equivalent to **optimistic concurrency control without validating read set**
- Used internally in Hibernate ORM system, and manually in many applications
- Unlike snapshot isolation, reads are not guaranteed to be from a single snapshot.