

Non-Standard Database Systems

Parallel Databases

Nikolaus Augsten

nikolaus.augsten@plus.ac.at
Department of Computer Science
University of Salzburg



<https://dbresearch.uni-salzburg.at>

Sommersemester 2023

Version 26. Juni 2023

Introduction

- **Parallel machines** are becoming quite common and affordable
 - prices of microprocessors, memory, and disks have dropped sharply
 - recent desktop computers feature multiple processors and this trend is projected to accelerate
- **Databases are growing**
 - large volumes of transaction data are collected and stored for later analysis
 - large objects like multimedia data are increasingly stored in databases
- **Large-scale parallel database systems** increasingly used for:
 - storing large volumes of data
 - processing time-consuming decision-support queries
 - providing high throughput for transaction processing

Parallelism in Databases

Databases naturally lend themselves to parallelism:

- **Parallel I/O**: data can be partitioned across multiple disks.
- **Parallel execution**: execute individual relational operations in parallel
 - e.g., sort, join, aggregation can be executed in parallel
 - each processor can work independently on its own data partition
- Queries are expressed at the logical level and in a **high level language**:
 - SQL is declarative and is translated to relational algebra
 - separation of logical and physical level makes parallelization easier
- Different queries can run in parallel:
 - **concurrency control** takes care of conflicts

Outline

- 1 I/O Parallelism
- 2 Interquery Parallelism
- 3 Intraquery Parallelism
 - Intraoperation Parallelism
 - Interoperation Parallelism
- 4 Query Optimization and System Design

Outline

- 1 I/O Parallelism
- 2 Interquery Parallelism
- 3 Intraquery Parallelism
 - Intraoperation Parallelism
 - Interoperation Parallelism
- 4 Query Optimization and System Design

I/O Parallelism

- Reduce the time required to retrieve relations from disk by **partitioning the relations on multiple disks**.
- **Horizontal partitioning** — tuples of a relation are divided among many disks such that each tuple resides on one disk.

Horizontal Partitioning

Let n be the number of disks.

- **Round-robin:**
 - send the i -th tuple inserted in the relation to disk $i \bmod n$.
- **Hash partitioning:**
 - choose one or more **attributes A** as the partitioning attributes
 - choose **hash function h** with range $0 \dots n - 1$
 - send tuple t with hash value $i = h(t[A])$ to disk i
- **Range partitioning:**
 - choose one or more **attributes A** as the partitioning attributes
 - choose a **partitioning vector** $[v_0, v_1, \dots, v_{n-2}]$
 - tuples t with $t[A] < v_0$ got to disk 0
 - tuples with $v_i \leq t[A] < v_{i+1}$ to to disk $i + 1$
 - tuples with $v_{n-2} \leq t[A]$ go to disk $n - 1$
 - **Example:** with partitioning vector $[5, 11]$ on attribute A , a tuple t with partitioning attribute value of $t[A] = 2$ will go to disk 0, a tuple with $t[A] = 8$ will go to disk 1, while a tuple with $t[A] = 20$ will go to disk 2.

Comparison of Partitioning Techniques/1

- We distinguish three different types of data access:
 1. **sequential scan:** scan the entire relation
 2. **point query:** locate a specific tuple
 - predicate is equality, zero or one result tuple
 - e.g., tuple of relation r with $r.A = 25$ (A is a key)
 - **multi point query:** zero or more result tuples (A is not a key)
 3. **range query:** locate all tuples within a specified value range
 - e.g., all tuples of relation r with $10 \leq r.A < 25$.

Comparison of Partitioning Techniques/2

Round robin:

- Good for **sequential scan**:
 - all disks have almost an equal number of tuples
 - retrieval work is thus well **balanced between disks**
- **Point queries and range queries** are difficult to process
 - **no clustering** — relevant tuples are scattered across all disks

Comparison of Partitioning Techniques/3

Hash partitioning:

- Good for **sequential access**
 - assuming hash function is good, and partitioning attributes form a key, tuples will be equally distributed between disks
 - retrieval work is then well **balanced between disks**
- Good for **point queries** on partitioning attribute
 - lookup single disk, leaving others available for answering other queries
- **No clustering**, so difficult to answer range queries

Comparison of Partitioning Techniques/4

Range partitioning:

- Provides **data clustering** by partitioning attribute value.
- Good for **sequential access**.
- Good for **point queries**:
 - lookup single disk, leaving others available for answering other queries
- Good for **range queries** on partitioning attribute:
 - lookup single or few disks
 - good if result tuples are from one to a few blocks of a disk
- **Execution skew**: affects range queries and multi point queries
 - if many blocks are to be fetched, they may still be fetched from one to a few disks: potential parallelism in disk access is wasted
 - e.g., partition by order date, then tuples with recent order dates will be accessed more frequently

Partitioning a Relation across Disks

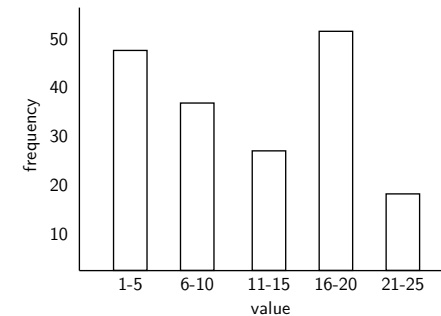
- If a relation contains only a **few tuples** which will fit into a **single disk block**, then assign the relation to a single disk.
- **Large relations** are preferably partitioned across all the available disks.
- If a relation consists of m disk blocks and there are n disks available, then the relation should be allocated to $\min(m, n)$ disks.

Handling of Data Skew

- Distribution of tuples to disks may be **skewed**: some disks have many tuples, while others have fewer tuples.
- **Skew limits speedup**. Example:
 - relation with 1000 tuples is partitioned to 100 disks (10 tuples/disk)
 - expected speedup for scan: $\times 100$
 - skew: one disk has 40 tuples \Rightarrow max. speedup is $\times 25$
- Types of data skew:
 - **Attribute-value skew**:
 - Some values appear in the partitioning attributes of many tuples; all the tuples with the same value for the partitioning attribute end up in the same partition.
 - Can occur with **range-partitioning** and **hash-partitioning**.
 - **Partition skew**:
 - With **range-partitioning**, badly chosen partition vector may assign too many tuples to some partitions and too few to others.
 - Less likely with hash-partitioning if a good hash-function is chosen.

Handling Skew using Histograms

- **Balanced partitioning vector** can be constructed from histogram in a relatively straightforward fashion
 - assume **uniform distribution** within each range of the histogram
- Histogram can be constructed by **scanning** relation, or **sampling** (blocks containing) tuples of the relation



Handling Skew Using Virtual Processor Partitioning

- Skew in range partitioning can be handled elegantly using **virtual processor partitioning**:
 - create a **large number of partitions** (say $10\times$ the number of processors)
 - **assign virtual processors** to partitions either in round-robin fashion or based on estimated cost of processing each virtual partition
- **Basic idea**:
 - If any normal partition would have been skewed, it is very likely the skew is spread over a number of virtual partitions.
 - Skewed virtual partitions get spread across a number of processors, so work gets distributed evenly.

Outline

- 1 I/O Parallelism
- 2 Interquery Parallelism
- 3 Intraquery Parallelism
 - Intraoperation Parallelism
 - Interoperation Parallelism
- 4 Query Optimization and System Design

Interquery Parallelism

- Queries/transactions **execute in parallel** with one another.
- Increases transaction **throughput**; used primarily to scale up a transaction processing system to support a larger number of transactions per second.
- Easiest form of parallelism to support, particularly in a **shared-memory** parallel database, because even sequential database systems support concurrent processing.
- More complicated on **shared-disk** or **shared-nothing** architectures:
 - locking and logging: coordinate by passing messages between processors.
 - data in a local buffer may have been updated at another processor.
 - **cache-coherency** has to be maintained: reads and writes of data in buffer must find latest version of data.

Cache Coherency Protocol

- Example of a **cache coherency protocol** for **shared-disk** systems:
 - before reading/writing to a page, the page must be **locked** in shared/exclusive mode
 - on locking a page, the page must be read from disk
 - before **unlocking** a page, the page must be written to disk if it was modified.
- More complex protocols with fewer disk reads/writes exist.
- Cache coherency protocols for **shared-nothing** systems are similar. Each database page is assigned a home processor. Requests to fetch the page or write it to disk are sent to the home processor.

Outline

- 1 I/O Parallelism
- 2 Interquery Parallelism
- 3 **Intraquery Parallelism**
 - Intraoperation Parallelism
 - Interoperation Parallelism
- 4 Query Optimization and System Design

Intraquery Parallelism

- Execution of a **single query** in parallel on **multiple processors/disks**; important for speeding up long-running queries.
- Two complementary forms of intraquery parallelism:
 - **Intraoperation Parallelism** — parallelize the execution of each individual operation in the query.
 - **Interoperation Parallelism** — execute the different operations in a query expression in parallel.
- **Intraoperation parallelism scales better** with increasing parallelism because the number of tuples processed by each operation is typically more than the number of operations in a query.

Parallel Processing of Relational Operations

- Our discussion of parallel algorithms assumes:
 - **read-only** queries
 - **shared-nothing** architecture
 - **n processors**, P_0, \dots, P_{n-1} , and **n disks** D_0, \dots, D_{n-1} , where disk D_i is associated with processor P_i .
- If processor has multiple disks: simulate a single disk D_i .
- Shared-nothing architectures can be efficiently simulated on shared-memory and shared-disk systems.
 - Algorithms for shared-nothing systems can thus be run on shared-memory and shared-disk systems.
 - However, some optimizations may be possible.

Parallel Sort/1

Range-Partitioning Sort

- Choose processors P_0, \dots, P_{m-1} , where $m \leq n$ to do sorting.
- Create **range-partition vector** with m ranges, on the sorting attributes
- Redistribute the relation using range partitioning
 - all tuples that lie in the i^{th} range are sent to processor P_i
 - P_i stores the tuples it received temporarily on disk D_i
 - this step requires I/O and communication overhead
- Each processor P_i sorts its partition of the relation **locally**.
- Each processors executes same operation (sort) in parallel with other processors, without any interaction with the others (**data parallelism**).
- Final **merge operation** is trivial: range-partitioning ensures that, for $0 \leq i < j < m$, the key values in processor P_i are all less than the key values in P_j .

Parallel Sort/2

Parallel External Sort-Merge

- Assume the relation has already been **partitioned** among disks D_0, \dots, D_{n-1} (in whatever manner).
- Each processor P_i **locally sorts** the data on disk D_i .
- Sorted runs of processors are **merged** to get the final sorted output.
- **Parallelize the merging** of sorted runs as follows:
 - The sorted partitions at each processor P_i are range-partitioned across the processors P_0, \dots, P_{m-1} .
 - Each processor P_i performs a merge on the streams as they are received, to get a single sorted run.
 - The sorted runs on processors P_0, \dots, P_{m-1} are concatenated to get the final result.

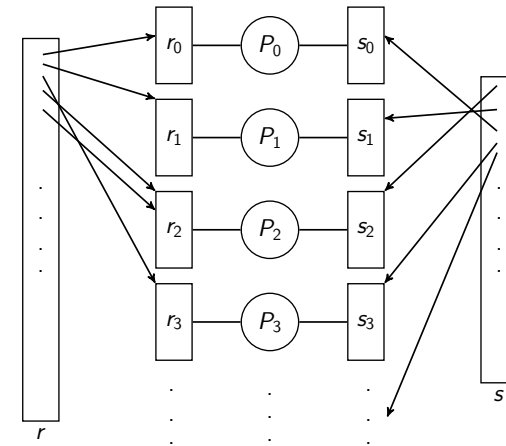
Parallel Join

- The join operation requires **pairs of tuples** to be tested to see if they satisfy the **join condition**, and if they do, the pair is added to the join output.
- Parallel join algorithms attempt to **split the pairs** to be tested over several processors. Each processor then computes part of the join locally.
- In a final step, the results from each processor can be **collected** together to produce the final result.

Partitioned Join/1

- For **equi-joins** and **natural joins**, it is possible to partition the two input relations across the processors, and compute the join locally at each processor.
- Let r and s be the input relations, and we want to compute $r \bowtie_{r.A=s.B} s$.
- r and s each are partitioned into n partitions, denoted r_0, r_1, \dots, r_{n-1} and s_0, s_1, \dots, s_{n-1} .
- Can use either **range partitioning** or **hash partitioning**.
- r and s must be partitioned on their join attributes ($r.A$ and $s.B$), using the same range-partitioning vector or hash function.
- Partitions r_i and s_i are sent to processor P_i ,
- Each processor P_i locally computes $r_i \bowtie_{r_i.A=s_i.B} s_i$. Any of the standard join methods can be used.

Partitioned Join/2



Partitioned Parallel Hash-Join/1

Parallelizing partitioned hash join:

- Assume s is smaller than r , then s is chosen as the **build relation**.
- A **hash function** h_1 takes the join attribute value x of each tuple in s and maps this tuple to one of the n processors.
- All **tuples are sent** to the appropriate processors: a tuple with hash value $h(x) = i$ is sent to processor P_i .
- Let s_i denote the tuples of relation s that are sent to processor P_i .
- As tuples of relation s are received at the destination processors P_i , they are partitioned further using another hash function, h_2 , which is used to compute the hash-join locally.

Partitioned Parallel Hash-Join/2

- Once the tuples of s have been distributed, **probe relation** r is redistributed across the n processors using hash function h_1 .
- Let r_i denote the tuples of relation r that are sent to processor P_i .
- As tuples of relation r are received at the destination processors P_i , they are partitioned on P_i using hash function h_2 .
- Each processor P_i executes the build and probe phases of the hash-join algorithm on the local partitions r_i and s_i to produce a partition of the final result of the hash-join.
- Note: **Hash-join optimizations** can be applied to the parallel case, e.g., the **hybrid hash-join algorithm** can be used to cache some of the incoming tuples in memory and avoid the cost of writing them to disk and reading them back in.

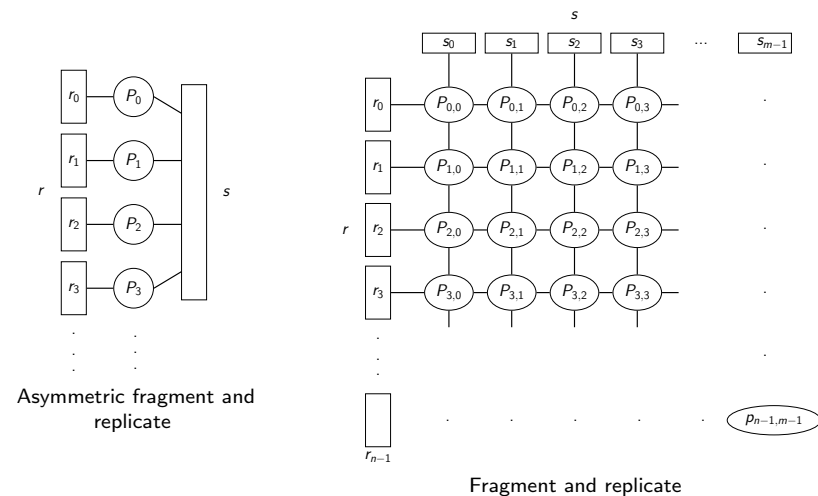
Fragment-and-Replicate Join/1

- Partitioning not possible for some join conditions
 - E.g., non-equi-join conditions, such as $r.A > s.B$.
- For joins where partitioning is not applicable, parallelization can be accomplished by **fragment and replicate** technique
- Special case – **asymmetric fragment-and-replicate**:
 - One of the relations, say r , is partitioned; any partitioning technique can be used.
 - The other relation, s , is replicated across all the processors.
 - Processor P_i then locally computes the join of r_i with all of s using any join technique.

Parallel Nested-Loop Join

- Assume that
 - relation s is much smaller than relation r
 - r is stored by partitioning (partitioning technique irrelevant)
 - there is an index on a join attribute of relation r at each of the partitions of relation r .
- Use **asymmetric fragment-and-replicate**, with relation s being replicated, and using the existing partitioning of relation r .
- Each processor P_j where a partition of relation s is stored reads the tuples of relation r stored in D_j , and replicates the tuples to every other processor P_i .
 - At the end of this phase, relation s is replicated at all sites that store tuples of relation r .
- Each processor P_i performs an **indexed nested-loop join** of relation s with the i^{th} partition of relation r .

Fragment-and-Replicate Join/2



Fragment-and-Replicate Join/3

- General case: **reduces the sizes of the relations** at each processor.
 - r is partitioned into n partitions r_0, r_1, \dots, r_{n-1} ; s is partitioned into m partitions, s_0, s_1, \dots, s_{m-1} .
 - Any partitioning technique may be used.
 - There must be at least $m * n$ processors.
 - Label the processors as $P_{0,0}, P_{0,1}, \dots, P_{0,m-1}, P_{1,0}, \dots, P_{n-1,m-1}$.
 - $P_{i,j}$ computes the join of r_i with s_j . In order to do so, r_i is replicated to $P_{i,0}, P_{i,1}, \dots, P_{i,m-1}$, while s_j is replicated to $P_{0,j}, P_{1,j}, \dots, P_{n-1,j}$.
 - Any join technique can be used at each processor $P_{i,j}$.

Fragment-and-Replicate Join/4

- Both versions of fragment-and-replicate work with **any join condition**, since every tuple in r can be tested with every tuple in s .
- Usually has a **higher cost than partitioning**, since one of the relations (for asymmetric fragment-and-replicate) or both relations (for general fragment-and-replicate) have to be replicated.
- Sometimes **asymmetric fragment-and-replicate** is preferable even though partitioning could be used.

Other Relational Operations/1

Selection $\sigma_{\theta}(r)$

- If θ is of the form $a_i = v$, where a_i is an attribute and v a value.
 - If r is partitioned on a_i the selection is performed at a **single processor**.
- If θ is of the form $l \leq a_i \leq u$ (i.e., θ is a range selection) and the relation has been range-partitioned on a_i
 - Selection is performed at **each processor** whose partition overlaps with the specified range of values.
- In all other cases: the selection is performed in **parallel at all the processors**.

Other Relational Operations/2

- **Duplicate elimination**
 - Perform by using either of the **parallel sort techniques**
 - eliminate duplicates as soon as they are found during sorting.
 - Can also partition the tuples (using either range- or hash-partitioning) and **perform duplicate elimination locally** at each processor.
- **Projection**
 - Projection **without duplicate elimination** can be performed as tuples are read in from disk in parallel.
 - If duplicate elimination is required, any of the above **duplicate elimination techniques** can be used.

Grouping/Aggregation

- **Partition** the relation **on the grouping attributes** and then compute the aggregate values locally at each processor.
- Can reduce cost of transferring tuples during partitioning by partly computing aggregate values before partitioning.
- Consider the **sum aggregation operation**:
 - Perform aggregation operation at each processor P_i on those tuples stored on disk D_i
 - results in tuples with partial sums at each processor.
 - Result of the local aggregation is partitioned on the grouping attributes, and the aggregation performed again at each processor P_i to get the final result.
- Fewer tuples need to be sent to other processors during partitioning.

Cost of Parallel Evaluation of Operations

- If there is no skew in the partitioning, and there is no overhead due to the parallel evaluation, expected **speedup** will be n
- If **skew and overheads** are also to be taken into account, the time taken by a parallel operation can be estimated as

$$T_{part} + T_{asm} + \max(T_0, T_1, \dots, T_{n-1})$$

- T_{part} is the time for partitioning the relations
- T_{asm} is the time for assembling the results
- T_i is the time taken for the operation at processor P_i
 - this needs to be estimated taking into account the skew, and the time wasted in contentions.

Interoperator Parallelism

- **Two types** of interoperation parallelism:
 - pipelined parallelism
 - independent parallelism

Pipelined Parallelism

- **Example:** Consider a join of four relations

$$r_1 \bowtie r_2 \bowtie r_3 \bowtie r_4$$
- Set up a **pipeline** that computes the three joins in parallel
 - Let P_1 be assigned the computation of $temp_1 = r_1 \bowtie r_2$
 - And P_2 be assigned the computation of $temp_2 = temp_1 \bowtie r_3$
 - And P_3 be assigned the computation of $temp_2 \bowtie r_4$
- Each operation can **execute in parallel** sending result tuples to the next operation even while it is computing further results
- Requires pipelineable (**non-blocking**) join evaluation algorithm (e.g., indexed nested loops join)

Factors Limiting Utility of Pipeline Parallelism

- Pipeline parallelism is useful since it **avoids writing intermediate results** to disk
- Useful with **small number of processors**, but does not scale up well with more processors. One reason is that pipeline chains do not attain sufficient length.
- Cannot pipeline operators which do **not produce output** until all inputs have been accessed (e.g., aggregate and sort)
- Little speedup is obtained for the frequent cases of **execution skew** in which one operator's execution cost is much higher than the others.
- **Advantage:** avoids writing intermediate results to disk

Independent Parallelism

- **Example:** Consider a join of four relations
 $r_1 \bowtie r_2 \bowtie r_3 \bowtie r_4$
- **Independent parallelism:**
 - Let P_1 be assigned the computation of $temp_1 = r_1 \bowtie r_2$
 - And P_2 be assigned the computation of $temp_2 = r_3 \bowtie r_4$
 - And P_3 be assigned the computation of $temp_1 \bowtie temp_2$
 - P_1 and P_2 can work **independently in parallel**
 - P_3 has to wait for input from P_1 and P_2
 - Can pipeline output of P_1 and P_2 to P_3 , combining independent parallelism and pipelined parallelism
- Does not provide a high degree of parallelism
 - useful with a lower degree of parallelism.
 - less useful in a highly parallel system.

Outline

- 1 I/O Parallelism
- 2 Interquery Parallelism
- 3 Intraquery Parallelism
 - Intraoperation Parallelism
 - Interoperation Parallelism
- 4 Query Optimization and System Design

Query Optimization/1

- Query optimization in parallel databases is significantly **more complex** than query optimization in sequential databases.
- **Cost models** are more complicated, since we must take into account partitioning costs and issues such as skew and resource contention.
- When **scheduling** execution tree in parallel system, must decide:
 - How to parallelize each operation and how many processors to use for it.
 - What operations to pipeline, what operations to execute independently in parallel, and what operations to execute sequentially, one after the other.
- Determining the **amount of resources** to allocate for each operation is a problem.
 - E.g., allocating more processors than optimal can result in high communication overhead.
- **Long pipelines** should be avoided as the final operation may wait a lot for inputs, while holding precious resources

Query Optimization/2

- **Use heuristics:** Number of parallel evaluation plans much larger than number of sequential evaluation plans.
- **Heuristic 1: No pipelining**, only intra-operation parallelism:
 - Parallelize every operation on all processors
 - Use standard optimization technique, but with new cost model
- **Heuristic 2:** First choose most efficient **sequential plan** and then choose how best to parallelize the operations in that plan.
 - Volcano parallel database popularized the **exchange-operator model**
 - exchange operator is introduced into query plans to partition and distribute tuples
 - each operation works independently on local data on each processor, in parallel with other copies of the operation
- Choosing a **good physical storage organization** (partitioning technique) is important to speed up queries.

Design of Parallel Systems/1

Some issues in the design of parallel systems:

- **Parallel loading** of data from external sources is needed in order to handle large volumes of incoming data.
- **Resilience to failure** of some processors or disks.
 - Probability of some disk or processor failing is higher in a parallel system.
 - Operation (perhaps with degraded performance) should be possible in spite of failure.
 - Redundancy achieved by storing extra copy of every data item at another processor.

Design of Parallel Systems/2

- **On-line reorganization** of data and schema changes must be supported.
 - For example, index construction on terabyte databases can take hours or days even on a parallel system.
 - Need to allow other processing (insertions/deletions/updates) to be performed on relation even as index is being constructed.
 - Basic idea: index construction **tracks changes** and “catches up” on changes at the end.
- Also need support for **on-line repartitioning** and schema changes (executed concurrently with other processing).

Examples of Parallel Database Systems

- Teradata (1979), appliance, still large market share
- IBM Netezza (1999), appliance
- Microsoft DATAlegro / Parallel Data Warehouse (2003), appliance
- Greenplum (2005), Pivotal, open source
- Vertica Analytic Database (2005) commodity hardware
- Oracle Exadata (2008), appliance
- SAP Hana (2010), main memory, appliance