

# Advanced Databases

## Concurrency Control

Nikolaus Augsten  
nikolaus.augsten@plus.ac.at  
Department of Computer Science  
University of Salzburg



WS 2024/25

Version 14. November 2024

Adapted from slides for textbook "Database System Concepts"  
by Silberschatz, Korth, Sudarshan <http://codex.cs.yale.edu/avi/db-book/db6/slide-dir/index.html>

## Outline

- 1 Lock-Based Protocols
- 2 Timestamp-Based Protocols
- 3 Validation-Based Protocols
- 4 Multiversion Schemes
- 5 Insert, Delete, and Concurrency in Indexes
- 6 Weak Levels of Consistency

## Outline

- 1 Lock-Based Protocols
- 2 Timestamp-Based Protocols
- 3 Validation-Based Protocols
- 4 Multiversion Schemes
- 5 Insert, Delete, and Concurrency in Indexes
- 6 Weak Levels of Consistency

## Lock-Based Protocols/1

- A **lock** is a mechanism to **control concurrent access** to a data item.
- Data items can be locked in **two modes**:
  1. **exclusive (X)** mode. Data item can be both **read as well as written**. X-lock is requested using **lock-X** instruction.
  2. **shared (S)** mode. Data item can **only be read**. S-lock is requested using **lock-S** instruction.
- Lock requests are made to the **concurrency-control manager** by the programmer. Transaction can proceed only after request is granted.

## Lock-Based Protocols/2

- Lock-compatibility matrix

	S	X
S	true	false
X	false	false

- A transaction may be granted a lock on an item if the requested lock is **compatible with locks already held** on the item by other transactions.
- Any number of transactions can hold shared locks on an item,
- If any transaction holds an **exclusive** lock on the item **no other transaction may hold** any lock on the item.
- If a **lock cannot be granted**, the requesting transaction is made to **wait** till all incompatible locks held by other transactions have been released. The lock is then granted.

## Lock-Based Protocols/3

- Example of a transaction performing locking:

$T_2$ : **lock-S(A)**  
**read(A)**  
**unlock(A)**  
**lock-S(B)**  
**read(B)**  
**unlock(B)**  
**display(A + B)**

- Locking as above is **not sufficient to guarantee serializability** — if  $A$  and  $B$  get updated in-between the read of  $A$  and  $B$ , the displayed sum would be wrong.
- A **locking protocol** is a set of rules followed by all transactions while requesting and releasing locks. Locking protocols restrict the set of possible schedules.

## The Two-Phase Locking Protocol/1

### Two-Phase Locking (2PL):

- Phase 1: **Growing Phase**
  - Transaction may obtain locks
  - Transaction may not release locks
- Phase 2: **Shrinking Phase**
  - Transaction may release locks
  - Transaction may not obtain locks
- 2PL ensures **conflict-serializable schedules**.
- The transactions can be serialized in the **order of their lock points**, i.e., the point where a transaction acquired its final lock.

## The Two-Phase Locking Protocol/2

- There can be **conflict serializable schedules** that cannot be obtained if two-phase locking is used.
- However, in the absence of extra information (e.g., ordering of access to data), two-phase locking is **needed for conflict serializability**.

## Lock Conversions

- Two-phase locking with **lock conversions**:
  - First Phase:
    - can acquire **lock-S** on item
    - can acquire **lock-X** on item
    - can convert **lock-S** to **lock-X** (upgrade)
  - Second Phase:
    - can release **lock-S** on item
    - can release **lock-X** on item
    - can convert **lock-X** to **lock-S** (downgrade)
- This protocol **assures serializability**. But still relies on the programmer to insert the various locking instructions.

## Automatic Acquisition of Locks/1

- A transaction  $T_i$  issues the standard read/write instruction, **without explicit locking calls**.
- The operation  $read(D)$  is processed as:
 

```

if  $T_i$  has a lock on  $D$  then
     $read(D)$ 
else begin
    if necessary wait until no other
    transaction has a lock-X on  $D$ 
    grant  $T_i$  a lock-S on  $D$ 
     $read(D)$ 
  end
end if
      
```

## Automatic Acquisition of Locks/2

- $write(D)$  is processed as:
 

```

if  $T_i$  has a lock-X on  $D$  then
     $write(D)$ 
else begin
    if necessary wait until no other transaction has any lock on  $D$ 
    if  $T_i$  has a lock-S on  $D$  then
      upgrade lock on  $D$  to lock-X
    else
      grant  $T_i$  a lock-X on  $D$ 
    end if
     $write(D)$ 
  end
end if
      
```
- All locks are released after commit or abort

## Deadlocks/1

- Consider the partial schedule

$T_3$	$T_4$
$lock-x(B)$	
$read(B)$	
$B := B - 50$	
$write(B)$	
	$lock-s(A)$
	$read(A)$
	$lock-s(B)$
$lock-x(A)$	

- Neither  $T_3$  nor  $T_4$  **can make progress** — executing **lock-S**( $B$ ) causes  $T_4$  to wait for  $T_3$  to release its lock on  $B$ , while executing **lock-X**( $A$ ) causes  $T_3$  to wait for  $T_4$  to release its lock on  $A$ .
- Such a situation is called a **deadlock**.
- To handle deadlock, one of  $T_3$  or  $T_4$  must be **aborted** and its **locks released**.

## Deadlocks/2

- Two-phase locking **does not ensure freedom from deadlocks**.
- In addition to deadlocks, there is a possibility of starvation.
- **Starvation** occurs if the concurrency control manager is badly designed. For example:
  - A transaction may be **waiting for an X-lock** on an item, while a sequence of other transactions request and are **granted an S-lock** on the same item.
  - The same transaction is **repeatedly rolled back** due to deadlocks.
- Concurrency control manager **can be designed to prevent starvation**.

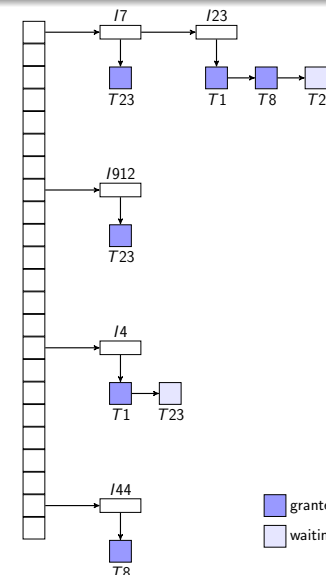
## Deadlocks/3

- The **potential for deadlock exists in most** locking protocols. Deadlocks are a necessary evil.
- Deadlock may trigger **cascading rollbacks**.
- Cascading roll-back is possible under two-phase locking.
- **Strict two-phase locking (S2PL)** modifies 2PL to avoid cascading rollbacks:
  - **exclusive locks** are held till the transaction commits/aborts.
- **Rigorous two-phase locking (SS2PL)** is even stricter:
  - **all locks** are held till commit/abort;
  - transactions can be serialized in the **order in which they commit**.

## Implementation of Locking

- A **lock manager** can be implemented as a separate process to which transactions send lock and unlock requests.
- The lock manager replies to a lock request by
  - sending a **lock grant messages**, or
  - message asking the transaction to roll back, in case of a deadlock.
- The **requesting transaction waits** until its request is answered
- The lock manager maintains a data-structure called a **lock table** to record granted locks and pending requests
- The lock table is usually implemented as an **in-memory hash table** indexed on the name of the data item being locked

## Lock Table



- Dark blue rectangles indicate **granted locks**; light blue indicate **waiting requests**
- Lock table also records the **type of lock** granted or requested
- **New request is added to the end** of the queue of requests for the data item, and granted if it is compatible with all earlier locks
- **Unlock requests** result in the **request being deleted**, and later requests are checked to see if they can now be granted
- If **transaction aborts**, all waiting or granted **requests** of the transaction are **deleted**
  - lock manager may **keep a list of locks** held by each transaction, to implement this efficiently

## Deadlock Handling

- A system is **deadlocked** if there is a set of transactions such that every transaction in the set is **waiting for another** transaction in the set.
- How to deal with deadlocks?
  1. **Detection and Recovery**: Allow deadlocks to happen and recover from them.
  2. **Prevention**: Ensure that the system will never enter into a deadlock state.

## Necessary Conditions for Deadlock

For a deadlock to occur, the following four conditions must hold simultaneously. These conditions are necessary but not sufficient for a deadlock to occur.

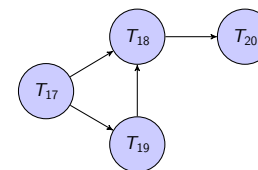
1. **Mutual Exclusion**: At least one resource must be held in a non-sharable mode, e.g., a data item is locked in exclusive mode.
2. **Hold and Wait**: A process holding at least one resource is waiting to acquire additional resources held by other processes. This is how we implemented read and write with lock acquisition.
3. **No Preemption**: Resources cannot be forcibly taken from processes holding them.
4. **Circular Wait**: A set of processes must exist such that each process is waiting for a resource held by the next process in the chain, creating a circular dependency.

Deadlocks are handled by breaking at least one of the necessary conditions.

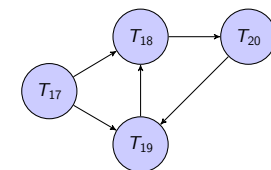
## Deadlock Detection/1

- Deadlocks can be described as a **wait-for graph**, which consists of a pair  $G = (V, E)$ ,
  - $V$  is a set of **vertices** (all the **transactions** in the system)
  - $E$  is a set of **edges**; each element is an **ordered pair**  $T_i \rightarrow T_j$ .
- If  $T_i \rightarrow T_j$  is in  $E$ , then there is a **directed edge** from  $T_i$  to  $T_j$ , implying that  $T_i$  is **waiting for**  $T_j$  to release a data item.
- When  $T_i$  **requests** a data item currently being held by  $T_j$ , then the edge  $T_i \rightarrow T_j$  is **inserted** in the wait-for graph. This edge is **removed** only when  $T_j$  is **no longer holding** a data item needed by  $T_i$ .
- The system is in a **deadlock state** if and only if the **wait-for graph has a cycle**. Must invoke a deadlock-detection algorithm periodically to look for cycles.

## Deadlock Detection/2



Wait-for graph without a cycle



Wait-for graph with a cycle

## Deadlock Recovery

- When deadlock is detected:
  - **Pick a victim:** Some transaction will have to be rolled back (made a victim) to break deadlock.
    - select that transaction as victim that will **incur minimum cost**
    - **starvation** happens if same transaction is always chosen as victim
    - include the **number of rollbacks** in the cost factor to avoid starvation
  - **How far to roll back** victim transaction?
    - **total rollback:** abort the transaction and then restart it
    - more efficient to roll back transaction only **as far as necessary** to break deadlock

## Deadlock Prevention Strategies: Predeclaration

- Transaction must **lock all its data items** before it begins execution:
  1. Try to acquire all shared and exclusive locks before the first read or write operation of the transactions.
  2. If one of the locks cannot be granted, retry again later.
- Predeclaration breaks the Hold-and-Wait condition of deadlocks.
- **Conservative Two-Phase Locking (C2PL):** Predeclaration with 2PL, also called "predeclaration locking".
- **Problems:**
  - Need to know all required locks upfront.
  - Locks may potentially be acquired long before they are used.
- **Example:**
  - Consider the following transaction:  
**read(A), if  $A < 0$  write(B) else write(C)**
  - C2PL needs to lock  $A$ ,  $B$ , and  $C$ , although only one of  $B$  or  $C$  will be required depending on the value of  $A$ .

## Deadlock Prevention Strategies: Lock Ordering

- Transaction can lock data items only in a **predefined lock order**:
  1. Impose a (partial) order on all data items.
  2. Transaction can acquire locks only in the specified order.
- Avoids the Circular-Wait condition of deadlocks.
- Easy to implement on top of existing **2PL** implementations by always locking data items in ascending order.
- **Problem:** Need to know all required locks upfront.
- **Example:**
  - Order data items as  $A < B < C$ .
  - A transaction can get a lock on  $B$  first and then on  $C$ , but not vice versa.

## Deadlock Prevention Strategies: Timestamp-Based/1

- Use **transaction timestamps** for the sake of deadlock prevention alone.
- **Preemption:** steal lock from a transaction that currently holds the lock by aborting it.
- **Two schemes:**
  - **Non-Preemptive:** wait-die scheme breaks the Hold-and-Wait condition of deadlocks.
  - **Preemptive:** wound-wait scheme breaks the No-Preemption condition of deadlocks.

## Deadlock Prevention Strategies: Timestamp-Based/2

- **Wait-Die:** non-preemptive
  - older transaction may wait for younger one to release data item (older means smaller timestamp).
  - Younger transactions never wait for older ones; they are rolled back instead.
- **Wound-Wait:** preemptive
  - older transaction wounds (forces rollback) younger transaction instead of waiting for it.
  - Younger transactions may wait for older ones.
- Both in wait-die and in wound-wait schemes, a rolled back transactions is restarted with its original timestamp.
- Older transactions thus have precedence over newer ones, and starvation is hence avoided.

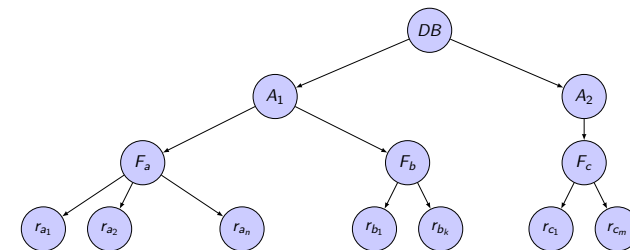
## Deadlock Prevention Strategies: Timeout

- A transaction waits for a lock only for a specified amount of time.
- If the lock has not been granted within that time, the transaction is rolled back and restarted.
- Breaks the Hold-and-Wait condition of deadlocks.
- Easy to implement, but starvation is possible.
- Also difficult to determine good value of the timeout interval.

## Multiple Granularity

- Define a hierarchy of data item granularities, where the small granularities are nested within larger ones.
- Can be represented graphically as a tree.
- When a transaction locks a node in the tree explicitly, it implicitly locks all the node's descendants in the same mode.
- Granularity of locking (level in tree where locking is done):
  - fine granularity (lower in tree): high concurrency, high locking overhead
  - coarse granularity (higher in tree): low locking overhead, low concurrency
- **Lock granularity escalation:** in case there are too many locks at a particular level, switch to higher granularity S or X lock.

## Example of Granularity Hierarchy



The levels, starting from the coarsest (top) level are

- database
- area
- file
- record

## Intention Lock Modes

- In addition to S and X lock modes, there are **three additional lock modes** with multiple granularity.
- If a node  $n$  is locked in mode
  - intention-shared (IS)**, then at least one lower-level subtree of  $n$  is locked in shared mode;
  - intention-exclusive (IX)**, then at least one lower-level subtree of  $n$  is locked in exclusive mode;
  - shared and intention-exclusive (SIX)**: then  $n$  is locked in shared mode and a at least one lower-level subtree of  $n$  is locked in exclusive mode.
- Intention locks** (or their absence) allow a higher level node to be locked in S or X mode **without** having to **check all descendent nodes**.

## Compatibility Matrix with Intention Lock Modes

- The **compatibility matrix** indicates for all combinations of lock modes if a transaction  $T_i$  can get a lock on a specific node if another transaction  $T_j$  already holds a lock on the same node.

	IS	IX	S	SIX	X
IS	true	true	true	true	false
IX	true	true	false	false	false
S	true	false	true	false	false
SIX	true	false	false	false	false
X	false	false	false	false	false

## Multiple Granularity Locking Scheme

- Transaction  $T_i$  can lock a node  $Q$ , using the following **rules**:
  - The **lock compatibility matrix** must be observed.
  - The **root** of the tree must be **locked first**, in any mode.
  - A node  $Q$  can be locked by  $T_i$  in S or IS mode only if the **parent** of  $Q$  is currently **locked by  $T_i$**  in either **IX** or **IS** mode.
  - A node  $Q$  can be locked by  $T_i$  in X, SIX, or IX mode only if the **parent** of  $Q$  is currently **locked by  $T_i$**  in either **IX** or **SIX** mode.
  - A node  $Q$  **cannot** be locked by  $T_i$  in S or SIX mode if an **ancestor** of  $Q$  is currently locked by  $T_i$  in **S** or **SIX** mode.
  - $T_i$  can lock a node only if it has not **previously unlocked any node** (that is,  $T_i$  is two-phase).
  - $T_i$  can unlock a node  $Q$  only if **none of the children** of  $Q$  are currently locked by  $T_i$ .
- Observe that locks are **acquired** in **root-to-leaf order**, whereas they are **released** in **leaf-to-root order**.

## Outline

- 1 Lock-Based Protocols
- 2 **Timestamp-Based Protocols**
- 3 Validation-Based Protocols
- 4 Multiversion Schemes
- 5 Insert, Delete, and Concurrency in Indexes
- 6 Weak Levels of Consistency



## Timestamp-Based Protocols/1

- Each transaction is issued a **timestamp** when it enters the system. If an old transaction  $T_i$  has time-stamp  $TS(T_i)$ , a new transaction  $T_j$  is assigned time-stamp  $TS(T_j)$  such that  $TS(T_i) < TS(T_j)$ .
- The protocol manages concurrent execution such that the **time-stamps determine the serializability order**.
- In order to assure such behavior, the protocol maintains for **each data  $Q$  two timestamp values**:
  - $W\text{-timestamp}(Q)$  is the largest time-stamp of any transaction that executed **write( $Q$ )** successfully.
  - $R\text{-timestamp}(Q)$  is the largest time-stamp of any transaction that executed **read( $Q$ )** successfully.

## Timestamp-Based Protocols/2

- The timestamp ordering protocol ensures that any conflicting **read** and **write** operations are **executed in timestamp order**.
- Suppose a transaction  $T_i$  issues a **read( $Q$ )**
  - If  $TS(T_i) < W\text{-timestamp}(Q)$ , then  $T_i$  needs to read a value of  $Q$  that was **already overwritten**.
    - Hence, the **read** operation is rejected, and  $T_i$  is **rolled back**.
  - Otherwise, the **read operation is executed**, and  $R\text{-timestamp}(Q)$  is set to  $\max(R\text{-timestamp}(Q), TS(T_i))$ .

## Timestamp-Based Protocols/3

- Suppose that transaction  $T_i$  issues **write( $Q$ )**.
  - If  $TS(T_i) < R\text{-timestamp}(Q)$ , then the **value of  $Q$**  that  $T_i$  is producing **was needed previously**, and the system assumed that that value would never be produced.
    - Hence, the **write( $Q$ )** operation is **rejected**, and  $T_i$  is rolled back.
  - If  $TS(T_i) < W\text{-timestamp}(Q)$ , then  $T_i$  is attempting to **write an obsolete value of  $Q$** .
    - Hence, this **write( $Q$ )** operation is **rejected**, and  $T_i$  is rolled back.
  - Otherwise, the **write( $Q$ )** operation is **executed**, and  $W\text{-timestamp}(Q)$  is set to  $TS(T_i)$ .

## Example Use of the Protocol

A partial schedule for several data items for transactions with timestamps 1, 2, 3, 4, 5

$T_1$	$T_2$	$T_3$	$T_4$	$T_5$
				read(X)
read(Y)	read(Y)			
		write(Y) write(Z)		
	read(Z) abort			read(Z)
read(X)			read(W)	
		write(W) abort		
				write(Y) write(Z)

## Correctness of Timestamp-Ordering Protocol

- The timestamp-ordering protocol **guarantees serializability** since all the arcs in the precedence graph are of the form:



- Timestamp protocol ensures **freedom from deadlock** as no transaction ever waits.
- But the schedule may **not be cascade-free**, and may **not even be recoverable**.

## Timestamp-Ordering: Recoverability and Cascadeless

- Read rule:** If  $j > i$ , then  $T_j$  is allowed to read a value written by  $T_i$ .
- Therefore, timestamp-ordering protocol allows:
  - non-recoverable** schedules:  $T_j$  reads value of uncommitted  $T_i$ ;  $T_j$  commits before  $T_i$
  - cascading rollbacks:**  $T_j$  reads value of uncommitted  $T_i$ ; when  $T_i$  aborts then also  $T_j$  must abort
- Solution 1:**
  - writes are all performed at the end of the transaction
  - the writes form an **atomic action**: no transaction can read any of the written values during write
  - a transaction that aborts is **restarted with a new timestamp**
- Solution 2:** Limited form of locking: **wait for data** to be committed before reading it
- Solution 3:** Use **commit dependencies** to ensure recoverability

## Thomas' Write Rule

- Modified version of the timestamp-ordering protocol in which **obsolete write** operations **may be ignored** under certain circumstances.
- $T_i$  attempts to write data item  $Q$ :
  - if  $TS(T_i) < W\text{-timestamp}(Q)$ , then  $T_i$  is attempting to write an obsolete value of  $Q$
  - rather than rolling back  $T_i$  (as the timestamp ordering protocol would do), this **write** operation can be **ignored**
- Otherwise this protocol is the **same as the timestamp ordering protocol**.
- Thomas' Write Rule** allows greater potential concurrency.
  - Allows **view-serializable schedules** that are not conflict serializable.
  - Any view-serializable schedule that is not conflict serializable has so-called **blind writes** (**write**( $Q$ ) without preceding **read**( $Q$ ))

## Outline

- 1 Lock-Based Protocols
- 2 Timestamp-Based Protocols
- 3 Validation-Based Protocols
- 4 Multiversion Schemes
- 5 Insert, Delete, and Concurrency in Indexes
- 6 Weak Levels of Consistency

## Validation-Based Protocol/1

- Execution of transaction  $T_i$  is done in **three phases**:
  1. **Read and execution phase**: Transaction  $T_i$  writes only to temporary local variables.
  2. **Validation phase**: Transaction  $T_i$  performs a **validation test** to determine if local variables can be written without violating serializability.
  3. **Write phase**: If  $T_i$  is validated, the updates are applied to the database; otherwise,  $T_i$  is rolled back.

## Validation-Based Protocol/2

- Each transaction must go through the three phases in that order.
- The three phases of concurrently executing transactions can be **interleaved**.
- Assume for simplicity that the validation and write phase occur together, atomically and serially, i.e., **only one transaction** executes validation/write at a time.
- Also called **optimistic concurrency control** since transaction executes fully in the hope that all will go well during validation

## Validation Test for Transaction $T_j$

- **Validation test**: If for all  $T_k$  with  $validation(T_k) < validation(T_j)$  one of the following holds:
  - $finish(T_k) < start(T_j)$
  - $start(T_j) < finish(T_k) < validation(T_j)$  and the set of data items written by  $T_k$  **does not intersect** with the set of data items read by  $T_j$
 then validation succeeds and  $T_j$  can be committed.
- If validation fails,  $T_j$  is aborted.
- **Justification**: Either the first condition is satisfied, and there is no overlapping execution, or the second condition is satisfied and
  - the writes of  $T_i$  do not affect reads of  $T_k$  since they occur after  $T_k$  has finished its reads
  - the writes of  $T_k$  do not affect reads of  $T_i$  since  $T_i$  does not read any item written by  $T_k$

## Schedule Produced by Validation

- Example of schedule produced **using validation**

$T_{25}$	$T_{26}$
$read(B)$	$read(B)$
	$B := B - 50$
	$read(A)$
	$A := A + 50$
$read(A)$	
$< validate >$	
$display(A + B)$	
	$< validate >$
	$write(B)$
	$write(A)$

## Outline

- 1 Lock-Based Protocols
- 2 Timestamp-Based Protocols
- 3 Validation-Based Protocols
- 4 Multiversion Schemes
- 5 Insert, Delete, and Concurrency in Indexes
- 6 Weak Levels of Consistency

## Multiversion Schemes

- Multiversion schemes **keep old versions of data** item to increase concurrency.
  - Multiversion Timestamp Ordering
  - Multiversion Two-Phase Locking
- Each **successful write** results in the creation of a **new version** of the data item written.
- Use **timestamps** to label versions.
- When a **read(Q)** operation is issued, **select an appropriate version** of  $Q$  based on the timestamp of the transaction, and return the value of the selected version.
- **Reads never have to wait** as an appropriate version is returned immediately.

## Multiversion Timestamp Ordering/1

- Each data item  $Q$  has a **sequence of versions**  $\langle Q_1, Q_2, \dots, Q_m \rangle$ . Each version  $Q_k$  contains **three data fields**:
  - **Content** — the value of version  $Q_k$ .
  - **$W\text{-timestamp}(Q_k)$**  — timestamp of the transaction that created (wrote) version  $Q_k$
  - **$R\text{-timestamp}(Q_k)$**  — largest timestamp of a transaction that successfully read version  $Q_k$
- When a transaction  $T_i$  creates a new version  $Q_k$  of  $Q$ ,  $Q_k$ 's  **$W\text{-timestamp}$**  and  **$R\text{-timestamp}$**  are **initialized** to  $TS(T_i)$ .
- **$R\text{-timestamp}$**  of  $Q_k$  is **updated** whenever a transaction  $T_j$  reads  $Q_k$ , and  $TS(T_j) > R\text{-timestamp}(Q_k)$ .

## Multiversion Timestamp Ordering/2

- For a transaction  $T_i$ ,  $Q_k$  is the **version of  $Q$**  with the largest write timestamp less than or equal to  $TS(T_i)$ .
- $T_i.\text{read}(Q)$  returns the content of version  $Q_k$ .
- $T_i.\text{write}(Q)$ :
  1. if  $TS(T_i) < R\text{-timestamp}(Q_k)$ , then transaction  $T_i$  is **rolled back**.
  2. if  $TS(T_i) = W\text{-timestamp}(Q_k)$ , the contents of  $Q_k$  are **overwritten**.
  3. else a **new version** of  $Q$  is created.

## Multiversion Timestamp Ordering/3

- Reads always succeed  $\Rightarrow$  fewer aborts than TSO without versions.
- A write by  $T_i$  is **rejected** if some other transaction  $T_j$  that (in the serialization order defined by the timestamps) should read  $T_i$ 's write, has already read a version created by a transaction older than  $T_i$ .
- Multiversion Timestamp Ordering schedules are
  - serializable
  - not recoverable (extension to recoverable and cascadeless schedules like for timestamp-based protocol)

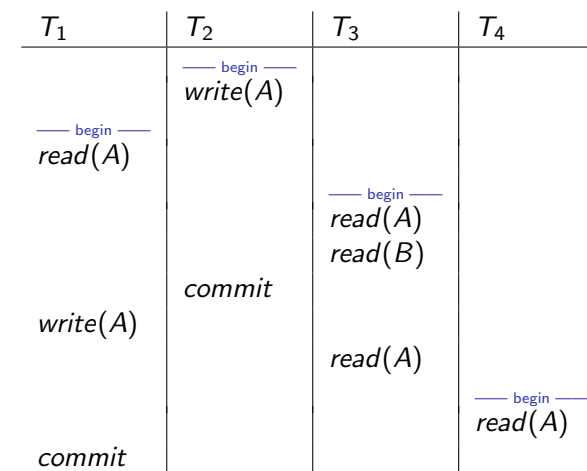
## Multiversion Two-Phase Locking/1

- Differentiates between **read-only** and **update** transactions.
- **Update transactions:**
  - Follow **rigorous two-phase locking**: Acquire locks for reads and writes, and hold all locks up to the end of the transaction.
  - Each successful **write** creates a **new version** of the data item written.
  - Each **version** of a data item has a **single timestamp** whose value is obtained from a counter **ts-counter** that is incremented during commit processing.
- **Read-only transactions** are assigned a timestamp by reading the current value of ts-counter before they start execution; they **follow the multiversion timestamp-ordering protocol** for performing reads.

## Multiversion Two-Phase Locking/2

- When an update transaction wants to **read a data item**:
  - it obtains a **shared lock** on it, and **reads the latest version**.
- When an update transaction wants to **write an item**
  - it obtains X-lock on the item, then creates a **new version** of the item, finally sets this version's **timestamp to  $\infty$** .
- When update transaction  $T_i$  completes, **commit processing** occurs:
  - $T_i$  sets timestamp on the versions it has created to **ts-counter + 1**
  - $T_i$  increments **ts-counter** by 1
- Read-only transactions that **start after**  $T_i$  increments ts-counter will see the values **updated by  $T_i$** .
- Read-only transactions that **start before**  $T_i$  increments the ts-counter will see the value **before the updates** by  $T_i$ .
- Only **serializable schedules** are produced.

## Multiversion Two-Phase Locking Example



## MVCC: Implementation Issues

- Creation of multiple versions **increases storage overhead**
  - Extra tuples.
  - Extra space in each tuple for storing version information
- Versions can, however, be **garbage collected**,
  - e.g. if  $Q$  has two versions  $Q_5$  and  $Q_9$ , and the oldest active transaction has *timestamp*  $> 9$ , then  $Q_5$  will never be required again.

## Snapshot Isolation/1

- **Motivation:** Concurrent OLAP and OLTP queries.
  - OLAP (online analytic processing) queries read large amounts of data.
  - OLTP (online transaction processing) transactions update a few rows.
  - Combination results in many **concurrency conflicts** and **poor performance**.
- **Solution 1:** Give logical “snapshot” of database **state to read only transactions**, read-write transactions use normal locking.
  - **multiversion 2-phase locking**
  - works well, but how does system know a transaction is read only?
- **Solution 2:** Give **snapshot** of database state **to every transaction**, only updates use 2-phase locking.
  - **problem:** variety of anomalies such as lost update can result
- **Solution 3: Snapshot isolation** (next slide).
  - proposed by Berenson et al. (SIGMOD 1995)
  - variants implemented in many database systems (e.g. Oracle, PostgreSQL, SQL Server 2005)

## Snapshot Isolation/2

- A transaction  $T_1$  **executing with Snapshot Isolation**
  - takes snapshot of committed data at start
  - always reads/modifies data in its own snapshot
  - updates of concurrent transactions are not visible to  $T_1$
  - writes of  $T_1$  complete when it commits
  - **First-committer-wins rule:**
    - Commits only if no other concurrent transaction has already written data that  $T_1$  intends to write.

Concurrent updates not visible  
Own updates are visible  
Not first-committer of  $X$

Serialization error,  $T_2$  is rolled back

Initial values: $X = 0, Y = 0, Z = 0$		
$T_1$	$T_2$	$T_3$
$W(Y := 1)$ Commit		
	Start $R(Y) \rightarrow 1$ $W(Y := 2)$	
		$W(X := 2)$ $W(Z := 3)$ Commit
	$R(Z) \rightarrow 0$ $R(Y) \rightarrow 2$ $W(X := 3)$ Commit-Req Abort	

## Snapshot Read

- Concurrent updates invisible to snapshot read
- $X_0 = 100, Y_0 = 0$

$T_1$ deposits 50 in $Y$	$T_2$ withdraws 50 from $X$
$r_1(X_0, 100)$ $r_1(Y_0, 0)$  $w_1(Y_1, 50)$ $r_1(X_0, 100)$ (update by $T_2$ not visible) $r_1(Y_1, 50)$ (can see its own updates)	 $r_2(Y_0, 0)$ $r_2(X_0, 100)$ $w_2(X_2, 50)$  $r_2(Y_0, 0)$ (update by $T_1$ not visible)

- $X_2 = 50, Y_1 = 50$

## Snapshot Write: First Committer Wins

$T_1$ deposits 50 in $X$	$T_2$ withdraws 50 from $X$
$r_1(X_0, 100)$	$r_2(X_0, 100)$
$w_1(X_1, 150)$ $commit_1$	$w_2(X_2, 50)$  $commit_2$ (Serialization Error $T_2$ is rolled back)

- Variant: "First-updater-wins"
  - Check for concurrent updates when write occurs by locking item
    - but lock should be held till all concurrent transactions have finished
  - Differs only in when abort occurs, otherwise equivalent

## Benefits of Snapshot Isolation

- Reading is **never blocked**,
  - and also **doesn't block** other transactions' activities
- Performance similar to **Read Committed**
- **Avoids the usual anomalies**
  - No dirty read
  - No lost update
  - No non-repeatable read
  - Predicate based selects are repeatable (no phantoms)
- **Problems with snapshot isolation**
  - Snapshot isolation does not always give serializable executions
    - Serializable: among two concurrent transactions, one sees the effects of the other
    - In snapshot isolation: neither sees the effects of the other
  - Result: **Integrity constraints can be violated**

## Snapshot Isolation/3

- **Example of problem** with snapshot isolation
  - $T_1 : x := y$
  - $T_2 : y := x$
  - Initially  $x = 3$  and  $y = 17$ 
    - Serial execution:  $x = ??$ ,  $y = ??$
    - if both transactions start at the same time, with snapshot isolation:  $x = ??$ ,  $y = ??$
- Called **skew write**
- Skew also occurs with **inserts**, e.g., a query that creates order numbers as follows:
  - Find max order number among all orders
  - Create a new order with  $ordernumber = previousmax + 1$

## Snapshot Isolation Anomalies

- Snapshot isolation **breaks serializability** when transactions modify different items, each based on a previous state of the item the other modified
  - not very common in practice
    - for example, the TPC-C benchmark runs correctly under snapshot isolation
    - when transactions conflict due to modifying different data, there is usually also a shared item they both modify too (like a total quantity) so SI will abort one of them
  - but does occur
    - application developers should be careful about write skew
- Using **snapshots** to verify primary/foreign key integrity **can lead to inconsistency**
  - integrity constraint checking usually done outside of snapshot

## Snapshot Isolation in Oracle and PostgreSQL/1

- **Warning:** Snapshot isolation is used when isolation level is set to serializable in Oracle and PostgreSQL (versions prior to 9.1)
- Oracle implements "first updater wins" rule
  - concurrent writer check is done at time of write, not at commit time
  - allows transactions to be rolled back earlier
  - Oracle and PostgreSQL < 9.1 do not support true serializable execution
- PostgreSQL 9.1 introduced "Serializable Snapshot Isolation" (SSI)
  - guarantees true serializability

## Snapshot Isolation in Oracle and PostgreSQL/2

- Can sidestep snapshot isolation for specific queries by using **select .. for update** in Oracle and PostgreSQL
- Select for update (SFU) **treats all data read** by the query **as if** it were also **updated**, preventing concurrent updates.
- Example transaction:
  1. **select max (orderno) from orders for update**
  2. read value into local variable *maxorder*
  3. insert into orders (*maxorder* + 1, ...)

## Outline

- 1 Lock-Based Protocols
- 2 Timestamp-Based Protocols
- 3 Validation-Based Protocols
- 4 Multiversion Schemes
- 5 **Insert, Delete, and Concurrency in Indexes**
- 6 Weak Levels of Consistency

## Insert and Delete Operations/1

- If **two-phase locking** is used:
  - A **delete operation** may be performed only if the transaction deleting the tuple has an **exclusive lock on the tuple** to be deleted.
  - A transaction that **inserts a new tuple** into the database is given an **X-mode lock on the tuple**
- Insertions and deletions can lead to the **phantom phenomenon**:
  - $T_1$  **scans a relation**  $r$  (e.g., find sum of balances of all accounts in Perryridge).
  - $T_2$  **inserts a tuple** into relation  $r$  (e.g., insert a new account at Perryridge).
  - $T_1$  and  $T_2$  **(conceptually) conflict** in spite of not accessing any tuple in common.
- If **only tuple locks** are used, **non-serializable schedules** can result
  - for example, the scan transaction  $T_1$  does not see the new account, but reads some other tuple updated by transaction  $T_2$



## Insert and Delete Operations/2

- The **transaction scanning** the relation is **reading information** that indicates what tuples the relation contains, while a **transaction inserting** a tuple **updates the same information**.
  - The conflict should be detected, e.g. by **locking the information**.
- **One solution:**
  - Associate a **data item  $X$**  with the relation, to represent the information about what tuples the relation contains.
  - Transactions scanning the relation acquire a **shared lock** on  $X$ .
  - Transactions inserting or deleting a tuple acquire an **exclusive lock** on data item  $X$ .
  - **Note:** locks on  $X$  do not conflict with locks on individual tuples.
- Above protocol provides **very low concurrency** for insertions/deletions.
- **Index locking protocol**
  - prevents the phantom phenomenon
  - provide higher concurrency

## Index Locking Protocol

- **Index locking protocol:**
  - Every relation must have **at least one index**.
  - A transaction can access tuples only after **finding them through one or more indices** on the relation.
  - A transaction  $T_i$  that performs a lookup must **lock all the index leaf nodes** that it accesses, in *S*-mode
    - **even** if the **leaf node does not contain any tuple satisfying** the index lookup (e.g. for a range query, no tuple in a leaf is in the range)
  - A transaction  $T_i$  that **inserts, updates, or deletes** a tuple  $t_i$  in relation  $r$ 
    - must **update all indices** of  $r$
    - must obtain **exclusive locks on all index leaf nodes** affected by the insert/update/delete
  - The rules of the **two-phase locking protocol** must be observed
- Guarantees that the **phantom phenomenon won't occur**

## Next-Key Locking

- **Problem** with index-locking protocol:
  - to prevent phantom reads the entire index leaf must be locked
  - results in **poor concurrency** if there are many inserts
- **Alternative:** for an index lookup
  - **Lock all key values** that satisfy index lookup (i.e., match lookup value or fall into lookup range).
  - **Lock next key value** in index (after lookup value or range) as well.
  - **Lock mode:** S for lookups, X for insert/delete/update.
- Ensures that **range queries will conflict** with inserts/deletes/updates
  - regardless of which happens first, as long as both are concurrent

## Concurrency in Index Structures/1

- Indices are unlike other database items in that their only job is to **help in accessing data**.
- Index-structures are typically **accessed very often**, much more than other database items.
  - Treating index-structures like other database items, e.g. by 2-phase locking of index nodes can **lead to low concurrency**.
- There are several index concurrency protocols where **locks** on internal nodes are **released early**, and not in a two-phase fashion.
  - It is acceptable to have **nonserializable concurrent access** to an index as long as the **accuracy** of the index **is maintained**.
  - In particular, the exact values read in an internal node of a  $B^+$ -tree are irrelevant so long as we land up in the **correct leaf node**.

## Concurrency in Index Structures/2

- **Crabbing protocol** for  $B+$ -trees. During search/insertion/deletion:
  - first **lock the root** node in shared mode.
  - after **locking all required children** of a node in shared mode, **release** the lock on the **node**.
  - during insertion/deletion, **upgrade leaf node locks** to exclusive mode.
  - when splitting or coalescing requires changes to a parent, **lock the parent** in exclusive mode.
- The crabbing protocol can cause **deadlocks**
  - searches coming down the tree deadlock with updates going up the tree
  - can abort and restart search, without affecting transaction
- **$B$ -link tree protocol**:
  - Intuition: release lock on parent before acquiring lock on child
  - Deal with changes that may have happened between lock release and acquire.
  - Requires forward links between sibling nodes in  $B+$ -tree (in addition to the forward links between leaves that exist anyways).

## Outline

- 1 Lock-Based Protocols
- 2 Timestamp-Based Protocols
- 3 Validation-Based Protocols
- 4 Multiversion Schemes
- 5 Insert, Delete, and Concurrency in Indexes
- 6 Weak Levels of Consistency

## Weak Levels of Consistency

- **Degree-two consistency**: differs from two-phase locking in that  $S$ -locks may be released at any time, and locks may be acquired at any time
  - X-locks must be **held till end** of transaction
  - **Serializability is not guaranteed**, programmer must ensure that no erroneous database state will occur
- **Cursor stability**:
  - For reads, each tuple is locked, read, and **lock is immediately released**
  - X-locks are **held till end** of transaction
  - Special case of **degree-two consistency**

## Weak Levels of Consistency in SQL

- SQL allows **non-serializable executions**
  - **Repeatable read**: allows only committed records to be read, and **repeating** a read should return the same value (so read locks should be retained)
    - however, the **phantom phenomenon need not be prevented**
    - $T_1$  may see some records inserted by  $T_2$ , but may not see others inserted by  $T_2$ .
  - **Read committed**: same as **degree two consistency**, but most systems implement it as cursor-stability.
  - **Read uncommitted**: allows even uncommitted data to be read
- In many database systems, read committed is the default consistency level.
- The isolation level can be changed when required:
 

```
SET TRANSACTION ISOLATION LEVEL SERIALIZABLE
```

## Transactions across User Interaction/1

- Many applications need transaction support across user interactions
  - Can't use locking
  - Don't want to reserve database connection per user
- Application level concurrency control
  - Each tuple has a **version number**
  - Transaction notes version number when reading tuple
    - **select** *r.balance, r.version* **into** :A, :version  
**from** *r* **where** *acctId* = 23
  - When writing tuple, **check that current version number** is same as the version when tuple was read
    - **update** *r* **set** *r.balance* = *r.balance* + :deposit  
**where** *acctId* = 23 **and** *r.version* = :version

## Transactions across User Interaction/2

- Equivalent to **optimistic concurrency control without validating read set**
- Used internally in Hibernate ORM system, and manually in many applications
- Unlike snapshot isolation, reads are not guaranteed to be from a single snapshot.